

# HOMES FOR THE HOMELESS

AN IDEA BOOK FOR THOSE WHO NEED SHELTER NOW

## A roof over your head for \$1,200

Home sweet home, but only 8 by 12 feet

By PAUL BEILEY  
A group of men based in Moss Landing have an idea for putting a roof over the head of everyone now without shelter.  
Not a very big roof, but a roof.

But Kaysing and his Chuck Ellery see a use for the Minigrants are "co-pastors" of a station called the Church, who are saying said

A PUBLIC SERVICE OF  
THE  
**Holy Terra**  
CHURCH  
REV. WILLIAM KAYSING  
PASTOR

## GREAT HIDEOUTS OF THE WEST



An Idea Book for Living Free

In 1970, Joe and Kay Peterson sold their California home and moved into a travel trailer. They spent the next decade



## DEDICATION

THIS BOOK IS DEDICATED TO ACTION MEN, ALAN HOPKINS NITTLER MD AND DR. MARTIN LARSON. BOTH MEN ARE MEN FOR ALL TIME AND SEASONS HAVING DEDICATED THEIR LIVES AND WORK TO THE BETTERMENT OF MANKIND.

### HOW TO USE THIS BOOK...

IF YOU ARE DESPERATE FOR SHELTER, READ THIS FIRST PART FIRST. IT CONTAINS IDEAS ON HOW YOU CAN FIND A ROOF RIGHT NOW. LATER, YOU CAN READ THE REST OF THE BOOK WHICH CONTAINS IDEAS ON LONG-TERM SHELTER ACQUISITION.

COPYRIGHT 1988 BY HOLY TERRA CHURCH, PO 832, SOQUEL CA 95073  
PERMISSION TO REPRINT ANY OR ALL OF THIS BOOKLET WILL BE GRANTED WITH THE STIPULATION THAT IT BE A NON-PROFIT ACTIVITY.

LIBRARY OF CONGRESS CATALOG CARD NUMBER APPLIED FOR

ISBN:APPLIED FOR

FIRST PRINTING: 5M, NOV. 1988

HOLY TERRA BOOKS, AN ACTION ACTIVITY OF HOLY TERRA CHURCH, ADDRESS ABOVE

DISTRIBUTED BY HOLY TERRA CHURCH AND OTHER CHURCHES AND RELATED ORGANIZATIONS

PRINTED BY CASEY PRINTERS, KING CITY, CALIF.

ORDER BY TITLE

SUGGESTED DONATION PER COPY, \$1. FREE TO HOMELESS PEOPLE

OTHER BOOKS AVAILABLE FROM HOLY TERRA BOOKS AND HOLY TERRA VIDEO  
PO 832 SOQUEL CA 95073

EAT WELL ON A DOLLAR A DAY  
THE DOLLAR A DAY COOKBOOK  
THE TRUTH ABOUT DMSO  
HOW TO MAKE A LIVING IN THE CITY  
HOW TO MAKE A LIVING IN THE COUNTRY  
GREAT HOT SPRINGS OF THE WEST  
GREAT HIDEOUTS OF THE WEST  
HOW TO LIVE IN THE NEW AMERICA  
WE NEVER WENT TO THE MOON  
THE SENIOR SURVIVAL MANUAL  
THE FREEDOM ENCYCLOPEDIA

PRIVACY  
TAX RELIEF  
THE IRS SPECIAL AGENTS HANDBOOK  
HOW TO ESCAPE THE RAT RACE  
AUDIO TAPES  
IN DEPTH AUDIT GUIDE (IRS BOOKLET)  
TAX PROTESTORS MANUAL (BY IRS)  
HOW TO LEGALLY AVOID ALL INCOME TAXES  
HOW TO LIVE ON \$1200. A YEAR  
TAX FREE  
NATURAL HIGH3

FOREWORD

TWO CHARTS WILL EXPLAIN WHY THIS BOOK IS NECESSARY. THE FIRST IS FROM "THE BIGGEST CON" BY IRWIN SCHIFF. THIS WAS PUBLISHED IN 1977 SO IT REQUIRES SOME UPWARD EXTRAPOLATION TO ACCOUNT FOR INFLATION OVER THE LAST TEN YEARS. BUT THE ESSENTIAL FACTS ARE THE SAME...THE AVERAGE WAGE-EARNER IS BEING CONNED.

Gross Income (Single taxpayer, one exemption).....	\$ 150.00*
Withholding taxes.....	\$24.50
Social Security taxes.....	8.78
Social Security taxes levied against payroll.....	8.78**
Total Gross Wages.....	\$ 158.78
Total Taxes (direct).....	\$42.06
Net Wages(before deducting non tax deductible expenses).....	\$ 116.72
Deduct at least \$3.00 a day for such items as transportation, lunches, clothing, cleaning, etc.....	15.00
Net Spendable Wages.....	\$ 101.72
If a worker was to spend all of the \$101.72, at least 20% would go to pay the cost of indirect Federal taxes, such as excise taxes, processing taxes, tariffs; and state and municipal taxes such as property and sales taxes. Since state and local taxes alone equal approximately 40% of Federal Taxes, 20% would be a conservative figure.....	20.34
Net Spendable Income.....	\$ 81.38
1. Total value of worker's productivity.....	\$ 158.78
2. Amount available for worker's personal, discretionary use for such incidentals as food, clothing, shelter, medical care, transportation, recreation, saving, investments, etc.....	81.38
3. Amount of worker's productivity available for his discretionary use expressed as a percentage of his gross productivity.....	51%
4. Value of worker's productivity garnished by government taxation.....	\$ 62.40
5. Government taxes expressed as a percent of worker's net spendable income.....	76% !

So many American workers are compelled to produce \$76.00 for the government before they can have \$100 to spend on themselves.

THIS SECOND IS DRAWN FROM MEMORY HAVING BEEN INTRODUCED IN A TAX SEMINAR:

1900 TO 1980 INCREASE IN COST OF BASIC ITEMS AND HOURLY WAGES

	LOAF OF BREAD	HOUSE	HOURLY WAGE	ANNUAL WAGE	YEARS TO BUY HOUSE
1900	ONE CENT	\$1,000	10 CENTS	\$208.	4.8
1920	3 CENTS	3,000	20 CENTS	\$416.	7.2
1940	9 CENTS	9,000	40 CENTS	\$832.	10.8
1960	27 CENTS	27,000	\$2.70	\$5,616.	4.8
1980	81 CENTS	\$1,000	\$4.00	\$8,320.	9.7

AS IS EVIDENT, IT IS NOW ALMOST AS DIFFICULT TO ACQUIRE A HOUSE AS IT WAS AT THE END OF THE GREAT DEPRESSION. ACTUALLY, IT IS MORE DIFFICULT BECAUSE DISCRETIONARY OR SPENDABLE INCOME IS LOWER NOW THAN AT THAT TIME.

NOTE ABOUT THE CREATORS OF THIS HANDBOOK FOR THE HOMELESS...

IN 1979, A GROUP OF MEN AND WOMEN FORMED THE CHURCH OF THE HOLY TERRA WITH THE GUIDANCE OF MATTHEW 10:8

"HEAL THE SICK"

THE CONCEPT WAS THAT THE CHURCH WOULD HOLD NO MEETINGS, COLLECT NO TITHES AND ENGAGE IN ACTION WHICH WOULD BENEFIT THOSE WHO ARE SICK... SICK ENCOMPASSING PEOPLE WHO HAVE NO MONEY, HOMES OR FOOD.

SINCE THAT TIME, MEMBERS OF THE HOLY TERRA CHURCH CONGREGATION HAVE:

- \* TRANSPORTED THE HOMELESS TO CHURCH SHELTERS
- \* DESIGNED AND BUILT SMALL HOUSES FOR THE HOMELESS AND OTHERS
- \* PUBLISHED AND DISTRIBUTED BOOKLETS AND NEWSPAPERS SUCH AS THE ONE SHOWN BELOW.

LOCAL

BUILD YOUR OWN MINIGRANNY for less than \$1200.

NO HOME, rent too high??? List of instant shelter opportunities

CREATIVE SHELTER IDEAS from the want ads.

How to put an income in your backyard now and also help the homeless.

OPPORTUNITIES Converting an old boat to new living quarters.

New method repairs any old boat hull cheaply.

TOP OF THE NEWS

The evolution of the log cabin in pictures. Saw, ax and hammer is all you need to build!

HOLY TERRA now provides plans for miniature homes.

STATE The Mello Act allows any homeowner to build a small unit... a Granny House.

Where to get further information. Building your own backyard unit.

Every R-1 lot is now officially an R-2!!!!

WORLD Small houses coming of age internationally. Trend originating in California with Holy Terra architecture.

RELEASE YOUR land costs to zero...live in a MINIGRANNY houseboat. Build your own with plans you can buy by mail.

SHELTER FACTS

Five acres of land for a filing fee and some work.

Nomadic lifestyles are becoming popular due to low-cost and adventures possible.

Lumber camps and ghost towns offer low-cost opportunities for shelter.

New book shows location of every hot spring in the Golden State.

COMPACT INTERIORS provide every comfort for MINI-GRANNY owners. You can forget the utility firms. Solar heating and electricity can make your independent anywhere.



SPECIAL SHELTER ISSUE

The NEW San Francisco MINI Chron

"Truth, tho the heavens crack!"

SHORTER THAN THE BIG PAPER BUT MORE RELEVANT

1st YEAR, No. 2

PAGE 1

25 CENTS



A roof over your head for \$1,200

Home sweet home, but only 8 by 12 feet

By PAUL BEILEY A group of men based in Moss Landing have an idea for putting a roof over the head of someone now without shelter.

But Kayasing and his partner Chuck Ellery see a much wider use for the Minigranny. The two are "co-pastors" of an organization called the Holy Terra Church whose purpose, Kay-

\* PROVIDED BOATS FREE TO HOMELESS PEOPLE.


\* OBTAINED AND DISTRIBUTED FREE FOOD

AND SIMILAR ACTIVITIES. THE CHURCH IS, OF COURSE, NON-PROFIT AND SUBSISTS ON DONATIONS FROM MEMBERS AND FRIENDS.

IF YOU WOULD LIKE TO JOIN THIS NON-DENOMINATIONAL, NON-PARTISAN, ALL-RACES-WELCOME CHURCH, WRITE TO HOLY TERRA CHURCH PO 832, SOQUEL CA 95073.

PROLOG

THEY'RE NICE, BUT WHO CAN AFFORD ONE?



**ROLLING WOODS**—Diamond in the rough. Magnificent setting for this 3BR, 2BA + family room, Hardwood floors, fireplace, formal living room. Security system. Hurry!  
\$259,500




**NEARLY COMPLETED 3 UNITS** on cul-de-sac in good Santa Cruz rental area. Big unit has 3 bedrooms. All have garages and private yards. Live in one, rent the others. Brand new and charming!  
\$375,000



**CAPITOLA/OCEAN VIEW**/private, lanai, pool, spa. This 3BR, 2BA condo is in a security building. Walk to beach and village. Ideal beach residence in ideal location.  
\$235,000




**SPACIOUS AND GRACIOUS**—Country contemporary on almost an acre. 3BR, 2½BA, hobby rooms, workshop, 3 fireplaces. Large guest cottage, pool, about 1¼ miles from Highway 1. Beautiful setting. Room for boat, RV.  
\$439,500



**LOCAL ARTIST SAYS SELL** her lovely 3BR, 2BA home near UCSC. Almost everything is new or newly redecorated. Big new deck overlooks a spacious, interesting barranca. Owner will carry financing!  
\$265,000



**NICE LARGE HOMES** nearby make this Aptos lot more desirable. It's not your level city lot, and will require extra effort. Water and electricity nearby—and look at the price!  
\$59,500



**32 ACRES** in a great commute area. Newer 2 bedroom home. Think of the benefits to you when you own this lovely parcel: privacy, serenity, clean air. A perfect get-away/home.  
\$375,000



**WATCH THE FEW LONESOME LITTLE AIRPLANES** take off and land from this lovely 3 acre parcel. It's completely fenced, has many big redwoods and a good well. 2000' altitude.  
\$175,000

Here is a page from a real estate catalog published in the Santa Cruz, California area. As is evident from the prices, most people in average circumstances simply cannot make payments required by quarter-million dollar pricetags.

Thus, there must be some viable alternatives to expensive shelter so that millions of Americans can be warm and comfortable this winter instead of shivering in some urban alleyway.


Herewith, a few ideas and we welcome yours for our next edition. Write HOLY TERRA CHURCH "HOMES FOR THE HOMELESS PROJECT", PO 832, Soquel Ca. 95073.

## PREFACE

"SOME FRIENDS LIVE IN A CABIN BUILT OF SOLID, SALVAGED WOOD. THE PLACE IS HEATED ENTIRELY WITH A WOOD-BURNING STOVE AND WHEN WE VISITED FOR SEVERAL DAYS DURING BELOW-ZERO COLD, THE HOUSE WAS ALWAYS COZY. THIS HOUSE, BUILT BY THE MAN OF THE PLACE FOR LESS THAN \$1,000. IS COMFORTABLE, ATTRACTIVE AND LOVINGLY DECORATED. IT'S FULL OF BOOKS AND PICTURES AND HANDMADE ARTIFACTS AND COOKING UTENSILS. HERE LIVE A MAN, A WOMAN AND A SCHOOL-AGED BOY AND A BABY. THERE IS NO MORTGAGE PAYMENT OR RENT AND NO TAXES SINCE THE HOUSE WAS BUILT ON A RELATIVE'S LAND. WOOD FOR HEATING AND COOKING IS GATHERED NEARBY AND THE FAMILY HAS A LARGE GARDEN WHERE THEY GROW MOST OF THEIR OWN FOOD. BECAUSE THEIR LIVING EXPENSES ARE SO LOW, NEITHER PARTNER HAS TO WORK FULLTIME. BY DOING SEASONAL WORK THEY MADE ABOUT \$3,000 LAST YEAR AND THIS WAS SUFFICIENT FOR THEIR NEEDS."

FROM NORTH COUNTRY ANVIL  
PO 37, MILLVILLE MN 55957

At right is a shingled version of a gambrel-roofed MINIGRANNY. Placed at the rear of a rustic home, it would blend in perfectly. Incidentally, that upper hatch opens to provide ventilation for the loft bed.



## INTRODUCTION

This booklet is intended to provide information to those who are homeless or who are on the verge of homelessness. The information is intended to help those without shelter to obtain some quickly at low cost or preferably free. Also included are some long-range plans such as acquiring a liveboard boat or a mining claim for a \$20. filing fee.

## ACKNOWLEDGEMENTS

The Holy Terra Church is grateful to Instant Improvement and Bellwether Press for the use of some of the material which appears in their publications.

## FEEDBACK

The Holy Terra Church welcomes contributions of either funds or ideas to improve and expand this "Homes for the Homeless" effort. Write to Holy Terra Church, Homes for the Homeless, PO 832, Soquel California 95073. Attention, Rev. Bill Kaysing, Pastor.

GOOD LUCK AND GOD'S BLESSINGS...

# Creative Shelter!

## INSTANT SHELTER

Out of work and down to your last dollar? Don't despair, there are lots of opportunities for shelter as long as you look presentable.

\*Call hospitals, nursing homes, convalescent homes and see if they have any live-in jobs. That way you'll get work and a room simultaneously.

\*Call home care companies listed under Health Service in the yellow pages. They provide workers that often live-in with people who are handicapped. Again you get a roof and a salary all in one!

\*Hotels and motels often offer a room along with a job. You can be a desk clerk or do maintenance. Same applies to many out-of-town resorts and spas.

\*Look in the want ads for jobs on estates Farms and ranches. Gardeners are often provided a small house with utilities on large estates. Farms and ranches often have labor camps on the premises.

\*Railroads and lumber camps almost always provide housing with their jobs. In this area call Southern Pacific or Union Pacific. Lumber camps recruit from downtown employment agencies.

\*Fishing boats always provide living space and food plus a percentage of the catch. (My first live-in job was on a 40-footer out of San Pedro...a bunk, all I could eat and \$5. a week when the captain had it which wasn't often. Lotsa fun!!!

\*Door to door solicitation often pays off since people will often work out a deal whereby a tenant performs certain tasks in exchange for room and board. A girl I know once was given a double garage to use as an apartment in exchange for making it livable!

In summary, you have an imagination..use it! There are lots of roofs around. Get under one now.

"You can be as free as you want to be"

Thomas Carlyle

## COMMUNAL LIVING

Many homeless people are learning that they can pool what little they have and rent or buy a place together.

\*Look in the want ads for rooms or homes to share. Even if the amount asked is too high for you, try to work out a labor exchange arrangement.

\*Religious organizations often provide shelter to those who will eventually become members. I know of two Zen facilities--one near Mendocino, the other is Tassajara Hot Springs between Carmel and Greenfield in the mountains. If a sanctuary and religion are your needs, check them out.

\*Phone your local Community Services office and ask for a list of organizations that offer shared housing.

\*Place your own ads in the classified sections offering what you have in exchange for housing on a communal basis

## NOMADIC LIFESTYLES

There are an estimated 3 to 4 million Americans living on wheels. They range from retirees living in elegant trailers and motorhomes to singles trying to get comfortable in a Japanese car.

\*County parks are often open to people who will exchange services for trailer or camper space. You might work the same arrangement with some of the privately owned rec vehicle parks.

\*Once you get the hang of being a "tire tramp" you'll find that even a small pick-up camper can be a rewarding home on wheels.

\*It's possible to make a medium-sized car into living quarters by taking out the rear seat and connecting that area with the trunk. You end up with a six-foot + bed by installing a foam mattress.

\*Check out fellow nomads for good places to park free of bureaucratic hassling.

### HOMEMAKER & ADULT RESPITE POSITIONS

Help elderly & disabled remain independent at home. P/T & P/T hours avail. \$5/hr. start \$5.30/hr. if H.M.A. or N.A. certified. Car & insur. req., pd. training. 727-5570, 10/2.

### HOTEL DESK CLERK

FT. AM. & PM shifts. - week ends. Prior exper. pref. Apply in person, Tues. thru Sat. 1 to 5. Holiday Inn, Palo Alto 825 El Camino Real.

### HOTEL

#### Guest Services

Position of Concierge. Duties include heavy public contact & knowledge of the Bay Area, hospitality industry experience preferred. Xmt. benefits.

Apply in Person: PERSONNEL OFFICE Tues. Thurs. Fr. 10-2pm

Union Fee - \$\$\$

CHILDCARE -Nanny, 18 mos old, Rose Garden, Mature minded non-smkr. M-F, P/T. Refs. req. own car. 295-6593

CHILDCARE, my home nr., 101/Flintwood. Ref. req. One child, 5 mos. 872-1472

CHILDCARE, 8 hrs. pref. my Los Altos home M-F, 3-5:30 Own trans. refs. 415-946-5835

CHILDCARE, 4 yr.-old, pref. my Los Altos home, Must drive. 415-967-1888 even

CHILD Care-infant, Mt. View, Mon-Thurs, 8-8pm, refs. Non-smoker. (415) 969-2242

CHILDCARE & housekeeping, P/T, my Cupertino home. Non-smoker. 253-6880

CHILDCARE, Full time, my home. 272-6689, 292-2925

CHILDCARE, Even, S'vale. Rm/brd., salary. 773-0937

COMPANION to elderly man nite & partial wknds. Kitchen

## NOMADIC LIFESTYLES (cont)

In addition to the many trailer and camper magazines, try a copy of ESCAPEE NEWSLETTER (\$2) FROM SKP RT.5, Box 310 LIVINGSTON TX 77351. A great source of information for nomads.

### RECYCLING AVAILABLE SHELTER

Ever since I found a couple living in a converted gas station, I've been looking at old buildings with a new view.

\*Check out all the old, unrented, unsold property in your locale. If it hasn't been used for sometime, it's a good bet that an offer to maintain or restore it for free rent will be accepted. After all, it's better for an owner to have someone living in the building or on the property than to have it exposed to vandalism.

\*There are a surprising number of old lumber camps along the West Coast that are no longer in use. Apply to owners which you can find from the County Tax Assessor's Office or Recorder's Office. (I once rented a large camp with many buildings for a sum under a \$100. a month).

\*Ghost towns are now being rehabilitated by homeless people. There are many books on ghost towns so check them out at your local library. Old maps of a state are also good sources of locatation data. Many ghost towns were originally housing for miners so examine mining claim data in the county offices.

\*The government often abandons military bases. Find out more information on this from your congressman or senator or write to the various services. Utilities and railroads often vacate properties such as pumping stations and RR stations. See if you can take them over thru purchase or lease.

\*There are many abandoned miners cabins in such states as Idaho and Oregon. All it takes is a backpack and some gumption.

The exterior could be anything—plywood, shingles over particle board, stucco over plaster wire or just plain board and batt. You could even spray it with a Kayite coating which would hide any mistakes. Also with a Kayite surface, you could use any type of scrap wood since it wouldn't show. Check with your local hardware or building supply store for starplates and, of course, the lumber to build it.



STORAGE BUILDING

## BUILD IT YOURSELF

The high cost of land need not be a barrier to building your own pad. After all, there are thousands of acres of land owned by persons who would be willing to give a long-term lease.

\*A young couple leased a 1/4 acre of forest in a Northern California county and built a house costing less than \$500.!! The cost of the lease is less than \$25. a month and that includes use of a natural spring.

\*If you are willing to provide milling services for miners, you can claim five acres of Federal land in many Western states. The cost of filing is low and the only other requirement is that you do a certain minimum amount of work on the property per year. Write to BLM, Washington DC 20402 for more information. Naturally, you would be able to park a trailer or build a small cottage to allow you to operate your milling business.

\*There are many new materials and techniques in housing including plastics, cements and new forms of manufactured wood. All of these lead to reducing the over-all cost of building your own place. Go to your local library and examine such books as New Shelter and

\*In another part of this paper, you'll find a complete review of the new MINIGRANNY... a miniature house that affords every comfort at low cost. Best of all, they are easy to build even by inexperienced people.

### SQUATTING

It's an old American custom that has gained ground with recent court decisions favoring squatters. Simply stated, it's a method of using land by simply using it.

\*In many parts of the Pacific Northwest, there are millions of acres of wilderness land that can be enjoyed either temporarily or permanently.

\*In Idaho, the famous Mountain Man built a cabin on the South Fork of the Salmon River and has lived there autonomously for many years. And speaking of rivers, there are river islands that can be claimed in many parts of the West including the famous Delta region.

# SHELTER IDEAS

Have a shelter problem? Then grab a copy of your local paper and read the want ads that relate to houses, land and similar subjects. If you live in an area that has both urban and suburban development, so much the better. And if there is farmland nearby, that's a bonus. Now what you must do is read those ads with a creative slant. For example, let's say that you are single and need just a small space. Then the ad for a "rent free room" may be just what you need!

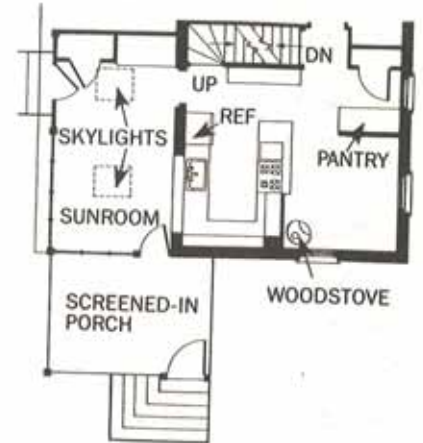
RENT FREE ROOM in Arroyo area home to qualified non smoking male for 2 hrs daily personal care to disabled man References required 726-1619 after 1p m

What about this next ad...a studio with a horse stall. Why couldn't you park your camper in that horse stall and plug in to the main living quarters. As long as the landlord didn't object, you'd be home for practically free.

50 Homes for Rent  
STUDIO With horse stall available 2 rooms bath laundry room ocean view No pets \$450. 1st. last security 728-4424

Want to live on the beach? Then why not approach the owner of that big 3 bdrm home with a proposal. You'll be the master tenant and subrent to some companionable people. You run ads offering a room on the beach with kitchen privileges for an equitable sum. There are many more people out there with 3 or 4 hundred a month than there are with that big \$1300.!! This is actually a very common way to obtain a fire home and all it takes is a bit of diligent effort. If you don't succeed with one place, try another. There are lots of unrented, expensive homes and the landlords are often very anxious to make a deal that will help them make the payments on their high mortgages.

While living in Las Vegas, NV, I learned that many people live in their offices. They move in a hideabed, a hot plate and a small frig and Portapotty and they are in business in more ways than one! Take a look at all these unrented offices in a mediumsized town. If anyone should happen to find you sleeping in your office you can tell them that you like to work late and that you occasionally "doze off". If that fantasy doesn't suit them, remind them that there are many other vacant offices from which you can choose any old time.



SUNSET BEACH New 3 bedroom 2 bath view home Large deck plus rooftop sundeck Hot tub fireplace double garage jenn air micro wave oven washer/dryer refrigerator Must see to appreciate all the fine features References No pets Available after Jan 1st \$1300/month. 1st. last plus returnable \$1000 deposit Monterey Bay Associates 688-3281

OFFICE Space for rent in downtown Watsonville Various sizes available. Ask for Chuck Hernandez Broker. Ponderosa Realty. 728-1444. 728-3332

THINK BIG. Rent a business and then go to work with or without partners. Once you have a large going enterprise, it's almost too easy to build a little apartment in some nook or cranny and move in! I know of quite a few people who have purchased a business and a home at the same time only the seller wasn't aware that he was also selling a "home". One of my friends in the Bay area rented an old draft building for his craft work shop and ended up building one of the coziest loft studio apartments I've ever seen!

You could lease a large old warehouse, compartment it and rent segments to small businesses. Then, naturally you'll need a small studio/office to manage the business. Once you have a long-term lease, make the payments and no one will bother you.

If you have an interest in farming, then check out some of the offerings under Ranch/Farm/Lands. You don't have to buy a place to use it...many farms are rented or leased to operators. It's a common practice worldwide. What about this apple orchard for example: 20 acres with a well and some row crop land. You could legally move in portable housing for your workers and yourself. Just place them inside the orchard where the nosy types won't have to look at them.

Another approach is to lease a LOT of land...several hundred acres and then build a labor camp on it. It's legal to do in many areas since farmers need their help close at hand. Just because some of your laborers have other jobs in town won't make much difference. I'm sure you get the picture.

Real Estate exchanges are a hot item in this era of high interest and often tight money. Call up on anything that might be of interest and work out a deal...some white elephant that you own for their white elephant land. You will be surprised how many land owners are raring to go on almost any offer that will get them off the mortgage hook.

IN SUMMARY...look thru the want ads with the idea that there are many alternatives to a conventional money-for-lodging deal. People are amenable to anything that will produce some income and doesn't cause too many hassles.

Just keep the Golden Rule in mind in all your negotiations.... it's still the best way to ensure a fair exchange.

Few people think of looking for a job under the classification "DOMESTICS" since becoming a servant is looked down on in America. But you can be sure that I would never hesitate to take a job as a chauffeur or cook if I needed a place to stay. My dad was a chauffeur for Marshall Field in Chicago for many years and did such a good job he received a handsome lifelong pension. So if you are temporarily roofless, get the classifieds out and see what you can find. Quite often the jobs include room and board. In a variation on this, you can solicit work on some of the large yachts parked in harbors thruout America. They need lots of maintenance and the largest have big crews working full time. Here's where another bonus appears: you get to live afloat with no investment.

Many houses are going to ruin because the owners are absentee. If you find a house that is in bad shape, contact the owner and offer to fix it up for the privilege of living in it. I know a young man in Santa Cruz who has the use of a large old Victorian house just for doing remodeling work at his own pace.

WOOD PRODUCT MANUFACTURING INTERESTED IN GOING INTO YOUR OWN BUSINESS? Our 4600 sq ft factory is ready for you. Lease facility with lease/purchase option on all capital equipment including: NC Router, large dust system, 36" band saw, shaper, tablesaws, radial armsaws, drill presses, and many specialized woodworking material handling equipment assemblies. Everything needed to begin manufacturing. Enclosed yard, 24' ceiling, 16' roll-up doors. Fully sprinklered. Near Watsonville Airport and Highway 1. To help you with a great opportunity contact Fred Thompson at (408) 662-2330

FOR LEASE! Apple orchard and row crop. 20 acres plus! Irrigation well 722 4568

64 - Real Estate Exchange

CALL 475 7706 for 3 minute recording on exchanges. Have pen ready

#### APARTMENT MANAGER

Deluxe complex in Palo Alto has opening for mature minded couples. We require professional, willingness to work, experience, handiness, good record in renting performance. Send resume, salary history & requirements to 3650 El Camino Real, Palo Alto, CA. 94308. Qualified applicants will be called for interview. EOE.

#### APARTMENT MGR.

Position avail. in Fremont. 180 unit complex requires experience couple with strong maintenance & renting skills. Salary is negotiable. Also includes util., insurance package & 2 br. apt. Call Arch for more details & interview: (415) 866-8000

APARTMENT Mgr. mature-

#### 3100 Employment domestic

AIDE needed immed. Live-in care for elderly woman. Nice help needed also. 867-1062

AIDE, part time nr. Univ. Santa Clara 36 hr. 246-0596

ATTENDANT, P/T, live-in for semi-invalid man. 285-3106

ATTENDANT, wknd, relief, Saratoga. Randy 378-8288

BABYSITTER. Live-in only. Rm., board, sal. AR. 8 826-2058

BABYSITTER. My Cupertino home. 3-6 Mon. thru Fri. 150/wk. 448-4318 ext. 8

BABY: 3 yr old & v. nice in L. Gasos. Sat 353-7414

BABYS 10 I child. My MV area speaking home.

# Communes and Coops

About ten years ago, while poking around in British Columbia, I chanced upon a most interesting commune. It seems that a group of college graduates agreed to focus their energies on a communal living arrangement rather than go to work in the Big City. They pooled their money and put a down payment on a 160-acre parcel of land near Vancouver Island. Then, by working cooperatively, they built log cabins, planted a large garden and developed a source of income by building vacation cabins for city folks.

Their commune is worthy of a calendar shot: a large swimming pond, a beach nearby, huge trees all around. Furthermore, there are lots of natural foods to be gathered for free: berries, fish, oysters and so forth. The air is fresh and the water pure, and their food is gourmet quality. They've managed to keep up the payments and each of the communal dwellers has his or her own snug cabin or lodge. To me, this is one of the best examples of what cooperation can do in the shelter field.

So that's our prologue to this discussion of cooperative living. Anyone can do it if they are willing to share a little and compromise as needed. Beyond that, it's just plain old work and gumption. Best of all, you'll find more and more people willing to live cooperatively, since it makes so much sense in every way.



## Some Basics

Few people can afford one thousand dollars per month rent, but if it's split up five ways it becomes much easier. But economics aren't the only advantage. Here are a few more:

- By sharing, a better home can be enjoyed. Instead of a single small room or apartment, the group can have a garden, a hot tub, sun decks, even a pool.
- In living together, there is a sense of mutual protection. This is especially important for the elderly, who need someone around in case of emergencies.
- Living communally creates a better milieu for health. People can share meals, exercise, outings, child care and the usual ups and downs of life.
- When the hot water heater gives out or the roof leaks, you're not alone with the repairs or the entire bill. Often, in a group, someone can come forth with the skills to reduce maintenance costs sharply.
- Sharing a house can be a great learning experience, one in which possessiveness can be unlearned. After all, most of the world lives on a communal basis.



HOUSES ARE A LOT  
CHEAPER IN TENNE-  
SEE THAN THEY ARE  
IN SANTA CRUZ.  
FOR MORE INFOR-  
MATION ON THIS  
ONE WRITE TO  
GWALTNEY REAL  
ESTATE, RT 1  
PETERSBURG TN  
37144



**ANTEBELLUM HOME** on 1 acres located in small community. This beautiful home (Circa-1860) is one of the oldest homes in the village. Living, dining, family rooms, 4 bedrooms, 2 baths, kitchen with eating area, 5 fireplaces with grates, sunroom with entrance to lovely flower garden with goldfish pond. Extra large 2 car garage, storage building, city water and well. Truly a place to remember. \$65,000. #650.

- One can think of oneself as a member of an impromptu, unrelated family with all that this implies. No one expects that a family will always agree in every detail, so one should rightfully and realistically expect to make adjustments and compromises as necessary.

## The Big Secret

I found this out in several communal experiences. As long as everyone has a *private place* to which he or she can retreat, most problems of shared living can be resolved pronto.

## Some Examples of Shared Living

In Santa Barbara, the city funds the costs of matching up partners as long as one of them is sixty years old or more. It's called Share-A-Home and could be duplicated anywhere. In San Francisco, there's a floating city near China Basin. Most of the residents are elderly and live aboard boats of varying age and condition. Today they have water and power, but several years ago they were almost run out of the area by bureaucrats. Fortunately, one of the group stood her ground and insisted that the city provide the means to continue the aquatic commune. And that's exactly what happened. An outstanding case of communal strength and solidarity. It's for certain that, if there had been only one or two boats there, they would have been tossed "down the river."

In Ridgewood, New Jersey, a church group formed SHARE, Inc. offering the elderly the opportunity to live together as a family. Everyone chips in to pay for all household costs, such as food and mortgage payments, and the only thing not shared is clothing and medical care. It's proving successful and points the way for any group, including churches, to do the same for the seniors of their area.

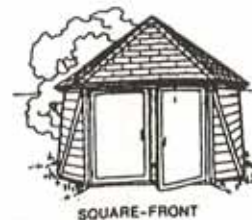
If you happen to find yourself homeless in Tucson, look up the group called Community House. They have launched a project that could be duplicated all over the United States. Taking the old, abandoned housing of downtown Tucson as a do-it-yourself project, they invite the homeless to fix up their own places to live. With donations from Tucson merchants and others, the street people are learning trades as well as enjoying homes in which they can live indefinitely. Many cities have derelict properties that could be rehabilitated, and who is better qualified to receive this kind of help/self-help than the homeless? If you want more information about the Tucson effort, write Community House, 347 West 22nd Street, Tucson, AZ 85701

Cooperative self-sufficiency is the keystone at Oz, a community on the north coast of California. Communal members have built both water and electrical systems that free Oz from any outside utility connections. They also have a large vegetable garden and orchard that provides organic food for themselves and the seminar guests who furnish cash income during the summer months. The latter are there to learn the techniques of building a community from scratch. Oz is representative of several communal projects; it not only functions successfully, it provides the know-how to others. For more information, write Oz, P.O.Box 147, Point Arena, CA 95468.

Speaking of cooperative educational projects, there's a school that provides both a general education and work experience in providing one's own food and shelter options. It's World College West and you can learn more about their programs by writing to P.O. Box 3060, San Rafael, CA 94902.



PAUL LEE OF SANTA CRUZ HAS ENLISTED THE AID OF 34 CHURCHES TO PROVIDE SHELTER FOR THE HOMELESS. FOR MORE INFORMATION ON HOW HE DID THIS WONDERFUL PILOT PROJECT, WRITE TO HIM AT 129 SPRING ST. SANTA CRUZ 95060



In addition to the ideas presented here, I visualize a number of these small huts connected to form a communal dwelling facility—bedrooms, dining hall, kitchen, bath, etc., could all be built in the same manner. Floors could be ply on a pier block base with 2 x 6 joists. Put some wall-to-wall carpeting over that and you're home at last!  
Simple and inexpensive.

## The Philosophy of Cooperative Living

One of my close friends is a man of such tremendous experience with life as to qualify him to expound on certain basic truths. In conversation one day, he pointed out that in any group of people of, say, over six or eight, eventually one of the group will become the "bad guy." This hypothesis was sharply delineated in a famous short story by Shirley Jackson called "The Lottery." In this story a person is chosen every year from the population of a village to be sacrificed.

When one is trying to cope with cooperative living, one needs all of the relevant data that can be obtained. So it is important going in to a communal housing effort to know that sooner or later one, or perhaps two, of the group will be singled out as the "sacrifices."

Now, what can be done about this situation? It is my belief that virtually all strained human relations result from a lack of honest, forthright, totally truthful communications. To prove this, think about a problem that you are having with another person. Wouldn't it be helpful if you would sit down with that person and "level" with that person?

That's the technique that I recommend for people who propose to live together in a house or on a ranch or boat or some other place where they will be constantly in contact with one another. By simply talking things out daily, the need for a "sacrifice" can be eliminated, or at least ameliorated.

One other technique that I have found effective in my own experience is to make certain that each person involved in a communal living experience has a place where he or she can enjoy *complete and total privacy*. Having served in the U.S. Navy during World War II, I know that the close confinement on board ship led to more fights among the crew than it did fights with the Japanese! So the answer is to generate a plan whereby each individual has a room or facility of his or her own, where he or she can be totally shut off from other members for as long as needed.

Another aspect that bears discussion is that of financing. If an arrangement is made whereby everyone pays an equal share and no one feels that they are taking on a greater burden, then you will eliminate many potential conflicts. Where a communal kitchen is used, it is important that any privately owned food be given a sanctuary so that it suddenly won't disappear after midnight and cause hassles the next day.

One of the best solutions to the food problem is for each commune member to contribute a certain amount toward a mutual food budget. Then when meals are prepared for all to consume, each participant can rest assured that they have made a fair and equitable donation.

There are many other aspects of communal living, but the ones cited are those that have been a part of the author's own experiences. And I am certain that if these basic problems are solved at the beginning, then it will be possible for a reasonable, happy communal lifestyle among nonrelated people to be achieved.





# Health is Your Responsibility

---

“Health is wealth.” —Anonymous

“What can a sick man say but that he is sick.” —Samuel Johnson

NOTE FOR THE HOMELESS...BEING HOMELESS IS BAD ENOUGH IN ITSELF BUT IT IS USUALLY ACCOMPANIED BY A POOR DIET. I RECALL DR. WILLIAM VAN VALIN OF SANTA YNEZ, CALIFORNIA TELLING ME THAT THE REASON THAT SO MANY THIRD WORLD COUNTRIES HAD PROBLEMS WAS BECAUSE THE PEOPLE DIDN'T HAVE A NUTRITIOUS DIET.

THIS IS TRUE OF AMERICA WHERE MOST OF THE FOOD SOLD IN SUPERMARKETS AND IN RESTAURANTS IS "COSMETIZED GARBAGE" AS NAT PRITIKIN PUT IT.

## Introduction

Who is the best doctor you know? It's yourself. All you have to do is apply common sense to your daily life, and you won't need those pills.

Let's take a look at a group of people who are world-famous for health and vigor as well as longevity. They are the Hunzas, who live in the shadow of the towering Himalayas. They breath pure air, drink mineral-rich glacier water and enjoy a diet consisting mainly of grains, fruits and vegetables. Meat is a rarity. Their real love is apricots—fresh or dried—including the vitamin-rich apricot-seed kernel.

Investigators have found that the Hunzas not only live eight or nine decades or more, they enjoy robust health during each and every one of those years. After all, the quality of life is more important than the quantity, but if you can have both, why not?

Obviously, what we are advocating in this entire book is to learn to live a healthy life as well as one that is frugal. And it's really no accident that the two are not only compatible but symbiotic and synergistic.

As may be seen from the brief description of the Hunza lifestyle, health is not really difficult or complicated to achieve. Most of it consists of *letting go* of things and situations we really don't need. Who needs a giant house with a thirty-year mortgage (millstone)? Who needs one of those throwaway cars that must be replaced just as the last payment is made? And who needs to live amidst confusion and congestion when *there is so much of the world that is both beautiful and quiet?*

So what we'll be considering is alternatives to the corporate imperatives. But in addition to that basic principle, here are some basic requirements for good health.

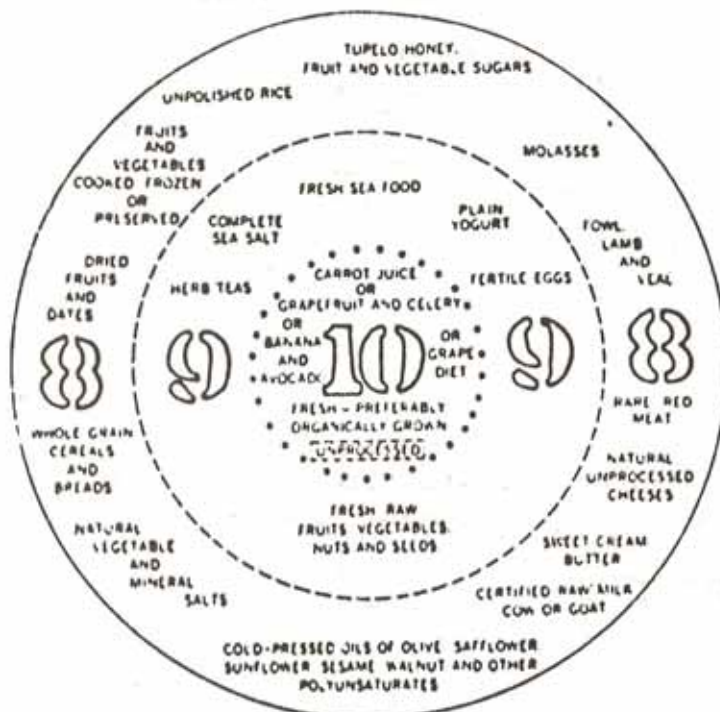
## Diet

You are what you eat, no question. Every cell in your entire body depends on your bloodstream, and it better contain the things the body really needs. That means

eliminating weird chemicals and ingesting only what nature really intended you to have.

Alan Hopkins Nittler, M.D., created one of the most compact and efficient guides to good diet I've ever seen. Follow it closely, and I guarantee that you will feel better in days. And if you stick to it religiously, there's no question that you'll be as healthy as diet can make you.

ALAN H NITTLER, MD SAID THAT IF YOU HEAT FOOD OVER 130 F, YOU KILL ALL THE DIGESTIVE ENZYMES. THAT IS WHY THE CHINESE BARELY COOK THEIR FOOD. THEY MERELY WARM IT IN A WOK THUS PRESERVING THE ENZYMES WHICH ALLOW FULL VALUE TO BE EXTRACTED FROM YOUR FOOD.



ALAN CALLED THIS THE TARGET DIET...TO CLEANSE YOUR SYSTEM EAT ONLY FROM THE BULLSEYE. THEN WHEN YOU ARE FEELING BETTER, SELECT FROM THE OUTER RINGS.

## Your Attitude

You could eat nothing but yogurt, wheat germ and sunflower seeds and still get an ulcer. What you are thinking is equally or perhaps even more important than what you are eating. Negative thoughts and a harried lifestyle will put you in the hospital faster than a speeding bullet. Conversely, if you live a tranquil life with copable stress, you'll outlive your doctor. And remember that stress isn't "out there" somewhere, it's *inside of you*. It is your reaction to any situation or circumstance that makes the difference. As Marcus Aurelius said, "Nothing is either good or bad. It's thinking that makes it so."

## Exercise

Try carrying a good arm around in a sling for a few days. Soon it will have less strength than a wet noodle. "Use it or lose it" is the watchword where your body's muscular-skeletal system is concerned. Every bookstore in the country is awash with books on how to exercise, but you really don't need them. Just take a good walk every day, do some lifting to keep those arms limber and strong, practice deep breathing, and stretch like a cat.

## Occupation

Zen has it best: "To do is to be and to be is to do." Thus, whatever you find yourself doing for a living or otherwise determines largely what kind of person you are. Compare, for instance, the harassed salesman who's on commission only. Every day is like frontline combat as he seeks to zero in on a hapless client. No wonder Arthur Miller chose that profession as one that invited tragedy. Sure, we all sell something to make a living: goods or services. However, we don't have to try to live under *constant* pressure to outperform ourselves.

While it is true that the stress of life is present in doing everything (including doing nothing, by the way), one can be selective and try for an occupation that is not damaging to one's health.

The solid principle behind this book is, again, "It's much easier to *save* a dollar than it is to *earn* one." So every time you make a saving, you're relieving yourself of the pressure to go out and hustle.

ONE OF THE  
BEST SOURCES  
OF BOOKS ON  
WHAT IS  
REALLY HAP-  
PENING IN  
THE U.S. IS  
TOM DAVIS  
BOOKS, PO  
1107, APTOS  
CA 95001

## Recreation

Ever notice how many American recreational activities are competitive? Football, baseball, tennis and even sedentary golf depend on having a better score. In Israel, they play a game of keeping a small ball in the air and the object is to make your fellow players look good. How much more humanistic that is than constantly trying to beat the other guy.

## OVERVIEW

ALAN H NITTLER, MD, LATE OF SANTA CRUZ CALIFORNIA, WAS ONE OF THE BEST DOCTORS THIS COUNTRY HAS EVER HAD. HE WAS SO GOOD AT HEALING PEOPLE WITH FOODS ALONE THAT THE MEDICAL ESTABLISHMENT HAD TO DESTROY HIM, WHICH THEY DID. BUT NITTLER'S LEGACY IS WITH US TODAY...MORE AND MORE PEOPLE ARE BECOMING AWARE THAT WHAT THEY EAT LARGELY DETERMINES THEIR HEALTH. AND AS ALAN POINTED OUT, YOU CAN'T GET HEALTH FROM A PILL.

BEFORE HE DIED, DR. NITTLER WROTE A BOOK TITLED, THE NUTRITIONAL GUIDE TO OPTIMUM HEALTH. HERE ARE A FEW PASSAGES FROM HIS GREAT WORK SOON TO BE PUBLISHED. WRITE HOLY TERRA CHURCH, PO 832, SOQUEL CALIF. 95073 FOR DETAILS.

*"Citizen USA is at the crossroads. He finds himself in a situation where his health care facilities are capable of making him live longer by radical surgical procedures or the use of strong drugs which, when taken long enough, will kill him."*

*"He faces the prospect of having his doctor tell him that nutrition is not playing a part in his illness even though the doctor does not know the cause of the illness."*

*"The really sad part of this saga is that organized medicine and government agencies are definitely contrary to individualistic efforts to break the barrier. Trained persons with degrees are threatened with loss of privileges, status and licensure when they delve into basic physiologic, metabolic and nutritional truths regarding health and disease. Of course, this is not a new concept since original thinkers for many centuries have been persecuted, even burned at the stake, when they proposed ideas that were contrary to the establishment."*

FOR UNUSUAL  
BOOKS, WRITE  
TO PALADIN  
PRESS, PO  
BOX 1307  
BOULDER CO  
80306.  
TELL THEM  
THAT FATH-  
ER KAYSING  
SENT YOU.

*"We see a society loaded with degenerative diseases involving the heart, blood, bones and joints, respiratory and gastrointestinal systems. Even cancer is rampant. It is estimated that cancer will strike one of three within a few years if the present trend continues."*

*"How can we account for these figures of gloom? We have thousands of examples of exposure to chemical stresses; dyes, sweeteners, softeners, acidifiers, alkalizers, hardeners, preservatives, etc., are found abundantly in our foods. It has been speculated that everyone in the U.S. ingests about ten pounds of these chemicals each year."*

*"Then there are stresses from emotional problems, radiation, microwaves and so on...the net result of all these factors is that our bodies are stressed more than our ancestors."*

*"The body must do something to counteract the extra stresses imposed on it."*

*"Man is a total organism living in a total environment who needs total foods to have total metabolism for the total body. Nutrients must be in the form as produced naturally since natural foods contain all the associated synergistic micronutrients which are needed by the body to metabolize that particular food. And natural foods need to be consumed fresh and raw."*

Just before Dr. Nittler was attacked by the medical establishment for curing too many people with fresh raw foods and intelligently administered supplements, I had the opportunity to see him in action, as we were co-authoring a book on nutritional self-care. Patients would fly in from distant cities to his Santa Cruz offices barely able to walk a few halting steps into his examination room. Then, in a matter of a week or two, they would bounce into his office, all smiles and happiness. Doc had performed seeming miracles with his astute diagnoses and application of nutritional knowledge.

Dr. Nittler's book will be available soon. In the meantime, here are some guidelines:

1. Slowly phase out those artificial drugs you've been taking. That includes the supposedly benign drugs such as aspirin.
2. Go on a juice fast for a several days drinking only pure organic apple juice—about one gallon per day. If you prefer, drink pure organic grape juice diluted 50 percent with pure water.
3. Then try a mono or duo diet eating only one or two kinds of pure, organic, natural fruits and vegetables. My favorite duo diet is bananas and oranges.
4. Gradually add lightly-steamed vegetables, but be sure that at least half of your diet is raw.
5. Exercise, do something constructive and helpful for others, and get out of the urban environment if possible.

These simple measures can often cure or at least alleviate a large percentage of degenerative disease. Try it for a week or so!

THE TWO WORST PLACES TO BUY FOOD ARE FAST FOOD RESTAURANTS AND SUPERMARKETS. BOTH PURVEY FOOD THAT IS DESIGNED TO MAKE A HIGH PROFIT WITH NO REAL CONCERN FOR NUTRITION.

FOR EXAMPLE IT WAS DETERMINED THAT THE BOX THAT CONTAINED A DRY CEREAL HAD MORE REAL NUTRITION IN IT THAN THE CEREAL ITSELF!

I OFTEN LOOK AT BOXES OF DRY CEREAL SELLING FOR \$3.00 AND THINK THAT THIS AMOUNT WOULD BUY TEN LBS OF WHOLE GRAIN WHEAT. CEREALS ARE THE BIGGEST RIPOFF IN THE FOOD INDUSTRY!

## FAST FOOD FATS

Heart disease is the leading cause of death in the United States. Much of it is attributable to the excess of fat in the diet. One of the best ways to reduce fat consumption is to eliminate fast foods from your diet.

See Appendix A<sup>x</sup> for the facts on the amount of fat in typical fast food offerings by McDonald's, a leading purveyor of what I call "killerburgers." As Nat Pritikin once said, "McDonald's is doing a great job of killing America."

\*APPENDIX A APPEARS IN THE BOOK FROM WHICH THIS MATERIAL HAS BEEN ABSTRACTED. IF YOU WISH A COPY OF THIS BOOK,

"THE SENIOR CITIZENS SURVIVAL MANUAL" WRITE TO BELLWETHER PRESS

321 HAMPTON DRIVE, VENICE CALIF. 90291. THE PRICE IS \$14.00 POSTPAID AND GUARANTEED TO HELP YOU OR YOUR MONEY BACK.

INCIDENTALLY, THE MATERIAL IN APPENDIX A WAS TAKEN FROM A FREE BOOKLET WHICH MCDONALDS WILL GIVE YOU IF YOU ASK. YOU WILL BE AMAZED AT THE AMOUNT OF CHEMICALS YOU ARE INGESTING WHEN YOU EAT A BIG MAC OR THOSE ABOMINABLE FRENCH FRIES. THEY ARE THE MAIN REASON WE HAVE SO MANY HEART ATTACKS AT EARLY AGES. JUST ASK ANY CARDIOLOGIST OR STUDY THE AUTOPSIES OF KOREAN AND VIETNAM ERA SOLDIERS...MOST WERE NOT YET 21 BUT STILL HAD ADVANCED ATHERIO-SCLEROSIS FROM INGESTING TOO MUCH FAST FOOD FAT!

In closing, I want to thank Dr. Nittler, God rest his soul, for his courageous and progressive work in behalf of the health of people everywhere. His dedicated efforts are a lasting inspiration. There is no doubt that history will record him as one of the leaders in the movement to liberate humanity from the bonds of medical ignorance and repression.

## THE IMMUNE SYSTEM

This book was ready to go to press when the output of news on AIDS made a quantum leap in quantity and scope in all media. Thus, to make this senior guide as timely and relevant as possible, we are presenting a comprehensive abstract of information which will help you avoid AIDS and similar nuisances.

The following is abstracted from a review of the immune system written by Laurence E. Badgley, M.D., a physician in general practice in San Bruno, CA. He specializes in acupuncture, homeopathy, orthomolecular medicine, chelation therapy and nutrition.

*"The incidence of herpes, AIDS, candida albicans and allergies seems to be rapidly rising. Each of these problems is related to a weakened immune system. There are practical things we can do to fortify ourselves against such problems if we understand how the immune system works. Henceforth, we will refer to the immune system as IS.*

*The IS is a second brain which senses the presence of foreign (non-self)*

materials such as viruses, foods, parasites, bacteria, fungi, toxins, venom, pollens and cancer cells.

*Stress can inhibit thymus gland function and depress the IS by increasing adrenal cortisone production. Noise and population density have been related to tumor development in experimental animals. In a study of cancer patients, it was found that common traits included feelings of isolation and despair in youth, a strong adult relationship (person, job or material object) and poor coping skills when the relationship was broken. Others have demonstrated that IS depression occurs after the loss of a spouse, not as a function of stress but as a function of how the survivor perceives and handles the loss.*

*Individuals become pan-allergic and intolerant to low levels of common foreign materials such as food, perfume, and synthetic gases leaching from carpets, furniture and painted surfaces. Mercury, which is found in most silver dental fillings, has been implicated in injury to the IS.*

*There are ways to provide natural support to the IS. Experimental evidence has demonstrated the need for vitamins A, B's, pantothenic acid, folic acid, C and E and the minerals manganese, zinc, selenium and iron, all in the proper amounts. A good source for these substances are fresh fruits and vegetables and unprocessed oils. Digestive system function can be measured to evaluate the effective utilization of nutrients. The glandular system must be kept intact and protected from needless surgery. Experiments have demonstrated beneficial effects on the IS from selected glandular products. Indiscriminate use of antibiotics, cortisone (prednisone), hormones (birth control pills), x-rays, and chemical therapies can be injurious to the IS. Limits should be placed on synthetic chemicals in food, water, and air.*

*Proper mental attitudes of optimism, humor, forgiveness, love, satisfaction, and self-worth all strengthen the IS and can be achieved through attitudinal counseling, biofeedback, autogenic training, meditation."*

## **IMMUNE SYSTEM DO'S AND DON'T'S**

(Reprinted courtesy, Louise Tenney, *Today's Herbal Health*, Woodland Books, P.O. 1422, Provo, UT 84063)

*The immune system is the body's main defense against disease. The spleen is the main producer of white blood cells which are the "police" of our bodies guarding us against any invading foreign agents or internally produced toxins. Some of these white blood cells are processed by the thymus to become "detectives." They search out, identify and mark the harmful agents in our bodies for destruction by the other white blood cells.*

*Our cells are fed by the circulating blood system but they are cleansed by a much larger lymphatic system that acts like an internal vacuum cleaner. It works at sub-atmospheric pressure to suck up the by-products of metabolism at the cellular level. The clear lymph fluid, or plasma, is the liquid media used to transport the toxic wastes away from the cells and to recycle usable products back into the food chain.*

DESPITE WHAT YOU READ IN THE DAILY FISHWRAPPERS, AIDS IS BEING CURED BY HOLISTIC MEANS. CHECK WITH LOUISE HAY IN SANTA MONICA CALIFORNIA. (213)3394 7445 OR 825 3666 OR WRITE TO LOUISE AT 501 SANTA MONICA BL. SANTA MONICA, CAL.

A GREAT EXERCISE FOR STIMULATING THE LYMPH SYSTEM IS TO JUMP ROPE OR USE A SMALL TRAMPOLINE. IF YOU DON'T HAVE EITHER ONE, THEN JUST JUMP UP AND DOWN ON A SOFT SURFACE.

*This system can become clogged with excess protein or other dead cells with just a lack of exercise. Since there is no pump to circulate the lymph fluid, we must exercise if we want to maintain the lymphatic highway of our immune system.*

*The IS can slowly become worn out through years of neglect. Here are the do's and don't's to keep your immune system working at optimum capacity.*

## IMMUNE SYSTEM DESTROYERS

**Alcohol:** Overloads the detoxifying organs, liver, kidneys, and the pancreas. Depletes the body of B vitamins.

**Caffeine:** Puts stress on the body by weakening the heart, nervous system and respiratory tract. Caffeine is a potent diuretic which washes the water soluble vitamins from the system.

**Carbonated Beverages:** Depletes the amount of digestive enzymes available to digest your food. Undigested food causes an overload on the immune system.

**Constipation:** Causes a buildup of toxins. When they are not normally eliminated they have to be dealt with by other organs which causes problems in the immune system as toxins are not eliminated properly.

**Depression:** Depressed people have more viral infections, herpes, candida and cancer.

**Food Additives:** Such as dyes, flavorings, and antioxidants can be a potent factor in behavioral problems such as learning disabilities and hyperkinesis.

**Glutamic Acid:** Found in monosodium glutamate (MSG), affects the central nervous system.

**High Fat Diets:** Prevent the body from producing the intrinsic factor necessary for B12 absorption, as well as many other enzyme reactions for digestion.

**High Protein Diets:** Excessive protein causes cellular congestion which results in putrefaction at the cellular level.

**Junk Food:** Puts a double stress on the body. When junk food is eaten, the appetite for wholesome food is reduced.

**Silver Fillings:** Increase the number of white blood cells indicating an increased toxic load on the immune system.

**Sodium Nitrite:** Is found in many foods as a preservative. It is capable of producing seemingly epileptic changes in brain activity.

**Sweets, Chocolate and White Flour:** Can cause an imbalance in metabolism which lowers immunity.

**Stress:** Constant stress will cause the weakest part of the system to suffer first.

**Tight Clothing:** Reduces circulation, the lymph flow is impeded, i.e., lumps in the breast have been eliminated by using bras such as Pennyrich. The lymphatic system is a vital part of the immune system.

## IMMUNE SYSTEM FOODS

**Acidophilus:** Helps to eliminate intestinal putrefaction; provides better digestion and assimilation.

**Barley Juice Powder:** Dried juice of the barley leaf. Contains SOD, an enzyme that has been found to be a cell protectant against free radicals. It helps the detoxification of poisons in the body.

**Flower Pollen:** Rich in amino acids. Works with vitamin A to build up the immune system.

**Brown Rice:** A valuable and natural balanced, nutritious food. Excellent source of the B complex vitamins. It retains the germ, vitamins, minerals, protein, fat, starch and fiber. It is an inexpensive source of fuel for the body. It is considered a protective food.

**Cleansing Diets:** Help build up the immune system when used periodically.

**Millet:** A very nourishing food to use often. It acts as an intestinal lubricant aiding elimination and absorption. It will not leach calcium from the tissues as red meat can. Complete protein alkaline reaction in the body. Rich in lecithin, B complex vitamins, calcium, iron, phosphorus and others.

**Vegetables:** Eating lots of raw vegetables provides live enzymes, vitamins and minerals as well as providing bulk for a healthy colon.

**Whole Grains:** Very nourishing especially when sprouted. Use buckwheat and wheat often.

### IMMUNE SYSTEM FOOD SUPPLEMENTS *(SPECIAL DIETARY HELPS)*

**Vitamin A:** Contains anti-viral properties. Use with zinc and protein (sunflower seeds). Increases immunity, especially against air pollution. Beta-carotene converts into vitamin A inside the body. The liver stores vitamin A and when stress or disease develop and increase the need for vitamin A, the liver will release enough vitamin A to keep the blood level up.

**B Complex Vitamins:** Need to be replaced daily. Brewer's yeast, bee pollen, rice, polishings, grains.

**Vitamin C:** Helps the body to produce natural interferon to protect the immune system. Vitamin C is a potent anti-oxidant that protects us against cancer. It helps to block the formation of nitrite compounds that weaken the IS.

**Calcium:** Healing to the body, prevents many disorders in the body, bone loss, nervous problems, works with magnesium, phosphorus.

**Vitamin E:** Helps to repair cell damage, builds up immunity along with selenium. Vitamin E prevents the oxidized state that cancer cells thrive in and it deactivates the free radicals that promote cellular damage leading to malignancy.

**Iron:** For healthy blood. Yellow dock and dandelion are both very rich in organic iron and other minerals.

**Folic Acid:** Along with B12 are involved in maintaining a healthy IS. They are both deficient in the typical American diet.

**Food Enzymes:** Deficiency in enzymes can inhibit proper digestion and cause toxins to weaken the IS.

**Lysine:** An amino acid; helps calcium absorption; helps to control herpes infections and along with the right diet, helps inhibit its growth.

**Selenium:** Strengthens the immune system and helps clean up free radicals. Improves antibody production.

**Tryptophan:** An essential amino acid soothing for the nerves. Taken at first sign of an attack of herpes II has helped many people.

**Zinc:** Speeds up the healing process and helps balance minerals. Builds up the immune system. 70 enzymes in the body depend on zinc.

## IMMUNE SYSTEM HERBS FOR CLEANSING AND FEEDING

**Black Walnut:** High in organic iodine for killing germs; very healing.

**Echinacea:** Increases the immunity levels and contains properties which elevate the white blood count to absorb and eliminate harmful bacteria. Contains essential fatty acids which are involved in the proper function of the immune system.

**Evening Primrose Oil:** Stimulates the T-cells of the IS. Experiments done in test tubes show that it reverts cancer cells back to normal cells. PGE is a vitamin-like compound involved in the proper function of the immune system. A shortage of PGE is believed to cause abnormal and harmful immune response and is required for T-cells of the IS to attack cancer. T-cells are the main mechanisms of the IS to protect the body from foreign cells, viruses, bacteria, fungi and allergens. Evening Primrose contains high amounts of PGE.

**Garlic:** Considered to be nature's penicillin. Contains antibiotic properties.

**Hops:** Rich in B complex vitamins and calming for the nerves. Relaxes the body and builds up the nervous system to protect the IS from damage.

**Myrrh:** Strengthens and builds up the immune system; contains antiseptic properties to combat staph and other infections.

**Pau D'Arco:** Contains anti-fungal properties. Strengthens the immune system. Need to simmer 30 minutes to steep out the active ingredients.

**Red Raspberry:** Contains anti-fungal properties, rich in calcium and other vital vitamins and minerals. A good herbal tea to build up the immune system.

**Sage:** Contains anti-fungal properties.

**Scullcap:** A weakened-immune system is related to stress and puts a strain on the nerves. Scullcap feeds and strengthens the nerves and helps in emotional problems.

**Thyme:** Strengthens the immune system and has antiseptic and antifungal properties.

**Watercress:** A prevention herb rich in iodine good for the thyroid and all the endocrine glands.

TRY BANANAS  
INSTEAD OF  
JUNK FOOD  
SNACKS. A  
LOT CHEAPER  
AND MUCH  
MORE NU-  
TRITIOUS.

YOU CAN  
BUY BULK  
MILLET AT  
ANY REAL  
NATURAL  
FOOD  
STORE.

" He who is of a calm and happy nature will hardly feel the pressure of age, but to him who is of an opposite disposition, youth and age are equally a burden."

Plato

ONE OF THE  
BIG PROBLEMS IN  
EATING OUT  
IS THAT THE  
FOOD IS  
COOKED IN  
ALUMINUM  
POTS... IT  
HAS BEEN  
DETERMINED  
THAT ALZ-  
HEIMER'S  
DISEASE  
MAY STEM  
FROM THIS  
PRACTICE.

### BASIC INSTRUCTIONS

1. Cook only in stainless steel, corning or enamel-ware or glass. Do not use aluminum or pressure cookers.
2. Use butter instead of substitutes. A spread high in unsaturated fats; blend ½ pound of sweet cream butter with ½ cup sesame oil.
3. Use drinking water liberally, preferably well or spring water. Use soups often.
4. Use a natural sea-salt sparingly and watch labels for hidden salts in foods.
5. Use a variety of herbs and spices in cooking—thyme, rosemary, sage, nutmeg, cinnamon, etc.—for food interest and for stimulating the appetite and gastric juices.
6. The use of apple cider vinegar aids in maintaining good gastric acidity. 23

## Do:

1. Eat natural foods and eat them raw if possible.
2. Eat only foods that will spoil and eat them before they do.
3. See that 30 percent of your calories are proteins, 20 percent are fats and 50 percent unrefined carbohydrates.
4. Use naturally raised meat, including fish, seafood, poultry, beef and lamb.
5. Use variety meats one to two times a week, such as liver, heart, sweetbreads, giblets, kidney and others.
6. Use organically grown fruits and vegetables if at all possible. Can you grow your own?
7. Obtain good fresh produce in season and freeze for later use. Sprout seeds and use daily.
8. Use fertile eggs as they provide more nutrients and are less likely to contain antibiotics, sprays.
9. Make your own bread and bakery products. Buy a flour mill and make your own flour.
10. For shortening in baked goods, use soya, sesame, peanut or safflower oil made by cold process with no preservatives.
11. Use sesame or safflower oil for frying as they have the highest smoke point of good oils.
12. Use carob for chocolate-like flavor which carries its own sweetener.
13. Make your own ice cream, yogurt and cottage cheese.
14. Drink certified raw milk where available.
15. Drink herb teas and coffee substitutes.
16. Drink spring water, milk, natural unsweetened juices in place of other beverages.
17. Shop in a natural foods store and wisely in a supermarket. Be a label reader and detective.

ONCE YOU  
FEEL GOOD  
FROM EAT-  
TING GOOD  
FOOD, YOU  
WILL NEV-  
ER WANT  
TO GO  
BACK TO  
JUNK FOODS

## Don't:

1. Don't eat highly processed foods such as sugar, white bread, cookies, crackers, TV dinners, etc.
2. Don't eat foods containing chemical preservatives, dyes, artificial colors and flavors, etc.
3. Don't use "foodless" snacks. Plan for proper balance.
4. Don't eat commercial meat that has DES (stilbestrol) or other chemicals or from animals that have been inhumanely raised.
5. Don't constantly use the muscle meats which are the least nutritious part of the animal.

6. Don't use fruits and vegetables which have been sprayed, fumigated, dyed, waxed.
7. Don't use canned fruits and vegetables. Most fruits are over-sweetened and many vegetables are overcooked.
8. Don't use eggs produced by hens in small cages, force fattened, and sprayed with insecticides.
9. Don't eat commercial white bread or other bakery products.
10. Don't use hydrogenated shortenings and heat-treated oils with preservatives.
11. Don't use deep fat frying as fatty acids break down at high temperatures. Avoid fried foods.
12. Don't use chocolate as it interferes with mineral utilization; is highly allergenic.
13. Don't use commercial milk products which contain artificial coloring, flavoring, emulsifiers, sweeteners, etc.
14. Don't drink soft drinks with or without sugar; avoid stimulating drinks which exhaust the adrenals and pancreas.
15. Don't drink instant coffee.
16. Don't use processed milk like pasteurized, homogenized, dried, canned.
17. Don't buy junk foods in a supermarket.

## WILD BILL'S WESTERN HEALTH CEREAL

Several years ago I met Dr. Joseph Walters, an M.D. who advocated the use of healthful foods rather than mediocre foods and supplements. He sold a line of foods composed of dates, raisins, dried fruits, nuts and so forth and claimed that by eating these natural foods, you would gain the advantage of all the peripheral nutrients that accompanied vitamins and minerals.

This line of reasoning made a lot of sense to me; I began to depend more on the foods that I ate rather than on tablets from a bottle. Now, I am not knocking vitamin and mineral supplements, but if you can get all you need from plain natural foods, why not?

So, among my favorite real foods is a cereal that is made very quickly and easily from a few basic items. Just mix the following items:

*4 cups organic rolled oats*

*1/4 cup each of: dates, raisins, peanuts, sunflower seeds, pumpkin seeds, chopped dried apples, granular lecithin, dried skim milk powder*

*2 tablespoons brewer's yeast*

*If you place these items in a container with a tightly-fitting lid, they will keep for a long time. To eat, just pour a portion into a bowl and add fluid skim milk or fruit juice. Let soak for a few minutes and enjoy.*

The advantage of this cereal is that it needs no refrigeration and can be taken anywhere to provide a healthy, energy-filled breakfast or snack. 25

The American food industry is a \$110 billion a year business. Somewhere between the farmer, who gets \$30 billion, and the consumer, who pays the \$110 billion, there is a large leak of \$80 billion. In other words, the middlemen who promote and sell the food and control the prices we pay for it make a *gross* profit of \$80 billion a year. It is the purpose of this book to encourage you to help reduce this leak or plug it up altogether by providing two kinds of information: how to eat what your body needs and wants (not what the industry says it should need and want); and how to avoid paying into the pockets of the middleman.

To eat well you must learn how to outwit some very clever minds. The food-industry moguls and their hired guns, the dirty rats on Madison Avenue, are very good at what they do. They managed to convince a huge proportion of the American people that we are getting our money's worth when we buy processed foods. They have accomplished this monumental feat (monumental considering the evidence to the contrary) in most cases by suppressing or simply ignoring the truth. To help you deal with these rascals, culprits, and con men, the bulk of this book will elaborate on these basic rules:

1. Plan on changing your entire way of life regarding food. No half-way measures will do if you really want to eat for less than a dollar a day.
2. Develop a sense of humor as well as a sense of strategy. Think of yourself as a guerrilla in a funny/serious war with rats who are trying to profit from your presumed gullibility. But keep in mind that the last laugh will be yours, since you are fully capable of using your head in finding out the truth on your own.
3. Stay out of supermarkets except when shopping for fresh foods and possibly dairy products.
4. Search out and buy from alternative food sources (I cite some good ones in this book).
5. Plan on keeping lots of bulk foods in your home at all times. That way you will reduce your shopping trips and will be protected in case of disaster.
6. Be open-minded. Try new foods, both wild and domestic.
7. Plant a garden; the bigger it is the better for your pocketbook. There are good books on the subject in your local library and book store, and more are com-



ing out all the time.

8. Learn about harvest times for local crops. Take a weekend drive in the country and make it a food-gathering trip.

9. Think of meat as a condiment, not as a staple.

10. Give up sugar and all sugar-containing products. It's easier to do than you may think, and the reasons for doing it are pressing, as you will learn.

11. Buy international cookbooks. Find out what people in other cultures eat and try their recipes.

12. Eat raw foods or let things cook themselves. Save time and energy (yours and the kind you pay for).

13. Eat less. Determine your own minimum requirements and keep to them.

14. Don't waste anything.

15. Make your own convenience foods. You can even make money doing this if you're creative and enterprising enough.

As a side note, I want to emphasize that this book takes a positive approach to shopping and food preparation. It was designed to encourage you to change your ways by providing creative suggestions. Rather than labor the specific evils of packaged and processed foods, I refer you to Adelle Davis' *Let's Eat Right to Keep Fit* (New American Library), and D. Sanford's *Hot War on the Consumer* (Pitman).

Now read on for specific information. You'll feel better just knowing that you can win at the game the food industry plays with you for their profit.

## BEYOND NUTRITION

A remarkable book that summarizes the on-going transformation in health is *The Aquarian Conspiracy* by Marilyn Ferguson.

She has sifted an abundance of data and extracted the pure gold. Her chapter on health is, in my opinion, the most astute and discerning analysis of just what is happening in the field of human well-being.


Be sure to buy a copy of this storehouse of insightful information, or check one out from the library. You may end up reading it, as I have, five times over. Each time was more enjoyable and informative than the last.

*"Complete health and awakening are really the same."*

26

— Tarthang Tulku

FROM THE  
BOOK, EAT  
WELL ON  
A DOLLAR  
A DAY.  
AVAILABLE  
FROM HOLY  
TERRA  
BOOKS, PO  
832 SOQUEL  
CALIF.  
\$10.00  
POSTPAID



Chuck Ellery, left, and Bill Kaysing outside their first Minigranny.

Photo by Kurt Ellison.

## Minigrannies

### History

After many years of diligent effort, California State Senator Henry Mello was able to obtain legislation that created the *Granny house*. It may be defined as a second unit for use by older people. The two major stipulations are that it be occupied by at least one person over 60, and that it be less than 640 square feet. Other than that, anyone who owns an R-1 lot with an existing home can now act as though his or her lot was an R-2. In short, all over California, every homeowner has the privilege and right to build his or her own granny house.

Events to date have been slow regarding this otherwise startling development. Few people have taken advantage of the Mello Act, and even fewer seem to know about it. So to correct this situation, the members of the Holy Terra Church obtained a modest advance from Lee Simpson of Moss Landing Boat Works and built a model—the one that is illustrated here. It sold promptly at a fair price—under \$1,000 as a matter of fact. Currently, the Holy Terra people are busy arranging to build several more of this style as well as several other models.

# A roof over your head for \$1,200

## Home sweet home, but only 8 by 12 feet

By PAUL BEILEY

A group of men based in Moss Landing have an idea for putting a roof over the head of everyone now without shelter.

Not a very big roof, but a roof.

They've come up with the "Minigranny," a house the size of a garden shed that they say could be home for elderly relatives on the property of a larger home; or, for others, a complete, self-contained unit.

Bill Kaysing, a free-lance writer, organizer and visionary, has completed a model home at the north end of Sandholdt Road. It's an 8x12-foot frame-and-plywood building with a cedar shingle roof. Sturdy 4x6 skids and 4x4 crosspieces form the base, into which everything else is locked and braced; the unit can be lifted with a forklift and trucked to the buyer's lot.

Built and delivered, it costs \$1,200 (the buyer still has to do the interior finishing). The plans alone are \$10, and the plans and a kit -- the lumber cut to size, wrapped in steel bands and delivered to the site -- cost \$600.

"It's designed for an elderly person as a place to read, be warm and sleep," Kaysing said, adding that it could be outfitted with a Hide-away bed and the amenities of a small travel trailer, such as sink and stove.

Kaysing credits the "granny house" bill of state Sen. Henry Mello for making this kind of shelter possible. Under that law, any owner of a lot zoned single-family residential may build a small (under 640 square foot) house on his lot for a tenant over 60 years of age

But Kaysing and his partner Chuck Ellery see a much wider use for the Minigranny. The two are "co-pastors" of an organization called the Holy Terra Church, whose purpose, Kaysing said, is to "put everybody under a roof."

That thousands are homeless in this country, Ellery said, is "a national disgrace and a national tragedy. Here we've got an answer."

Ellery has taken a year off from his work as a production-planning consultant in the aerospace industry to devote himself to the Minigranny project. "This needs to be done," he said.

They hope to interest governments at all levels in building shelters like this for the destitute, and say people can live quite comfortable in tiny spaces. Ellery lives in a 14x8-foot, fully equipped trailer parked on Sandholdt Road; Kaysing, in a slightly larger one nearby. Kaysing also has a house on Salinas Road south of Pajaro.

Other principals are Lee Simpson, who Kaysing said advanced money for materials, and Cal Garner, a Carmel Valley contractor. Simpson is owner of Moss Landing Marine Hardware on Sandholdt Road; his land across from the store is the construction site.

A professional carpenter said he could easily build a Minigranny in one working day, if he could substitute roll roofing for the shingles, the partners said. Two non-professionals, they said, could build one in 16 hours. "We really don't want to get involved in the building ourselves," Kaysing added.

Instead, he and Ellery -- the

"idea" men and the two full-time principals -- could be designing future variations while providing kits and plans for the Minigranny. Among their ideas are a shed-roof (single slope) version of the house that would be even cheaper and easier to build, and a mini-home for handicapped persons, with a central control panel for operating lights and water by touch. They're also thinking of a Minigranny designed to make use of "ends," or leftover lumber from large construction projects; that would be cheapest of all.

The two men cheerfully describe themselves as drop-outs from the corporate rat race, and say we've been conditioned to think our needs -- for living space and other things -- are greater than they really are. Kaysing left a job at Rocketdyne in Canoga Park 22 years ago and has since written about a dozen books on how to live well and inexpensively in an "alternative" lifestyle. He's a columnist for The News (formerly the Santa Cruz Mobile News), publishes a newspaper called the San Francisco Mini Chronicle on an occasional basis, and is a tax rebel in his "spare time."

"Every April I tear up my 1040 ... but that's another story."

Ellery said he and Kaysing have taken vows of poverty through their church, so that any money from sales of the Minigranny will benefit the mission of providing homes for the homeless.

Ellery's own style of living is organized around "the desire for simplicity and self-sufficiency, the desire to get out of the conditioned state. I no longer believe you get your teeth white with Pepsodent or that you get 40,000 miles on a set of radials."

Through friends, Kaysing said, four possible orders for the little home have been lined up, one of them from a man in Castroville who would convert his Minigranny to a bunkhouse for six laborers. The tiny house would be cramped, certainly; but the men are now sleeping in their cars.

Kaysing said 10 people in all are involved in the Minigranny project; some have contributed materials or part-time labor, or "are sympathetic to it" and have talked it up in the community.

"After about ten years of building I've realized how simple and unpretentious a home can be. Building a house needn't be a trip. Time and again I've been led by an abstract concept into a lengthy or impractical building project when a chicken house or small barn design would have been far better. So now when people ask for advice, I tell them to study the farm buildings near their site. They can serve as models for a house with minor adaptations. One story, 2x4 framing, vertical walls, lightweight roll roofing. Well insulated with a fireplace or wood stove to sit by on cold nights. Used wooden doors and windows. Kitchen that opens out into the garden. Quick to build SO YOU CAN GET ON WITH LIFE!"

From Lloyd Kahn's  
Great Book, SHELTER  
by Bog Easton

# shelter now

## Build It Yourself

### The Backyard Bedroom

A unique solution to the housing shortage is the small, detached playhouse/bedroom that any person handy with a hammer and saw can construct in a weekend or two. It can be almost any size, ranging from a tiny 6 feet x 8 feet to a larger 8 x 12. Construction is straightforward: 2 x 4s and plywood panels, so it goes together quickly. Designs are flexible so that you can create a simple bunkhouse or an elaborate backyard studio complete with lights and music!

The best thing about the backyard bedroom is that, in most areas, no permit is required. It falls under the classification of a playhouse or shed, and usually anything under about 125 square feet is exempt from bureaucratic meddling.

By placing it on pier blocks or cement bricks, there's no permanent connection with the property; thus it can be moved readily. In fact, the smaller ones are light enough to move with the aid of a dozen husky friends. Otherwise a forklift would do the job.

Normally, one would not put plumbing in these units; a transportable toilet such as a Portapotty would suffice. Wiring can be included, especially the new low-voltage type using a transformer to step down 110-volts AC to 12-volts DC just as is used in cars and recreational vehicles. Many appliances are now available that operate on this low voltage, including blenders, irons, small pumps and so forth, not to mention the car-type music equipment such as stereos and tape decks.

Interiors can be designed to suit the needs of the occupants. For example, an overhead bunk bed can allow a large desk below. The bed can be double or even king size and still permit sitting headroom beneath. Beds can also fold up or be dual purpose—a bed in the evening and a slanted drafting table during the day. A studio couch that makes into a bed would permit the room to function as a living room during the day and still provide sleeping accommodations at night. Book cases, office equipment, a small workshop, a sewing machine, typewriters or even a computer setup can be readily accommodated in the larger units. With a hot plate or microwave and one of the portable RV sinks, light meals can be prepared. It's obvious that there really are no limits to the uses of the backyard bedroom.

Best of all, the cost is low both in materials and labor.

A HOMELESS  
LADY OF  
MEDFORD  
BUILT A  
SMALL HOUSE  
FROM 2 X 2  
FIR STICKS.  
SHE THEN  
COVERED IT  
WITH CLEAR  
VINYL TO  
CREATE A  
COZY  
LITTLE  
GREEN  
HOUSE.  
WHEN SHE  
WANTS  
PRIVACY  
SHE HEATS  
UP THE  
TEAKETTLE.

## Uses of Minigrannies

Foremost, of course, they can be used for emergency or permanent shelter, depending on the environment and circumstances. The Church hopes to obtain the support and backing of county welfare agencies to provide minigrannies for the thousands of new homeless now suffering on the streets of many cities. Later, minigrannies can be used for:

- Senior settlements.
- Mini-motels or resorts.
- Portable housing for farm workers.
- Small shops or stores in locations where permanent dwellings would be impractical.
- Minifactories providing both shelter and work space for unemployed.
- Housing for disasters such as earthquakes or floods.
- Temporary shelter for those who have lost their homes by fire. The minigranny can be placed on the back of the lot while the main house is rebuilt.
- Summer cabanas on beaches. They can be removed to protect them from winter storms. The same would apply to river resorts and lakes with variable depths.
- Entire villages in new areas such as at hot springs.

And in many other ways both in America and overseas. Don't forget that most of the world lives in mud huts and would welcome even the tiniest minigranny with great warmth and affection.

## Minigranny Models

The models shown are but a sampling. The Holy Terra architectural staff is busy designing a multitude of new concepts. These include minigrannies structured especially for use on the water, modular minigrannies that can be stacked several stories high or arranged in geometric designs with connecting breezeway, and so on. Actually there is no limit to what can be done with the basic concept of a miniature home. Nor is there any constraint on materials or methods of construction. The Holy Terraists plan to make minigrannies from adobe, concrete, clay, rammed earth, lightweight materials of all kinds, recycled wood, plastics, and from some newly developed composites from France that won't burn and never need painting!



"Come to me, my dear Bozzy, and let us be as happy as we can."  
Samuel Johnson



**200-WATT MODEL \$549.50**

Shpg. wt. 150 lbs. F.R.S. Model

ITEM 4-914 - 12-VDC, 14-amps

ITEM 4-915 - 24-VDC, 7-amps.

**450-WATT MODEL \$795.00**

Shpg. 190 lbs. F.R.S. Model

ITEM 4-922 - 12-VDC, 30-amps

ITEM 4-926 - 24-VDC, 15-amps

• INVERTERS - Convert DC generated power to 115-VAC power. 800 or 1200-watt available.

**DAVID WHITE MODEL 8810 SIGHTING LEVEL OUTFIT**

ITEM 888

1-YEAR WARRANTY

ITEM 888

**\$179.95**

F.R.S. Model

• 20X telescope, 200-ft. range. Accuracy 0 to 1/4" at 75-feet.

COMPLETE OUTFIT INCLUDES:

• Level instrument, maple finish tripod, 2-section rod, custom case for instrument and detailed instruction manual. Shpg. 14 lbs.



**115-VAC CENTRIFUGAL BLOWERS \$15.00**

POSTAGE PREPAID

• ITEM 14-922 - Ideal for room ventilation or exhaust for bathrooms, dorms, etc. Increase efficiency of wood stoves, solar heaters, or fireplace. Cool electronic gear.

• 115-VAC, 60-cycle, 200-CFM, 3" diam. Intake, 3-1/4" x 3" discharge. Size 8" x 8" x 7".

**115-VAC PORTABLE POWER PLANT**



**\$329.00** Shpg. 49 lbs.

ITEM 4-927 - WINDO "Dyna-

night", 900-watts, 60-cycles, 76

cc KAWASAKI gas engine. DC

circuit for charging 12-volt

batteries. Size 15" x 15" x 13".



NEW CONDITION

• 50-cal. heavy gauge steel.

End hinged. Air tight sealing lid.

Waterproof protection for tools,

cameras, fishing gear, ammo,

important papers, etc. Size

11-3/4" x 7-1/4" x 6-1/8".



**MODEL 500 DIAL TELEPHONE \$12.99**

ADD \$1.00 POSTAGE

ITEM 7-1023-B - Made by

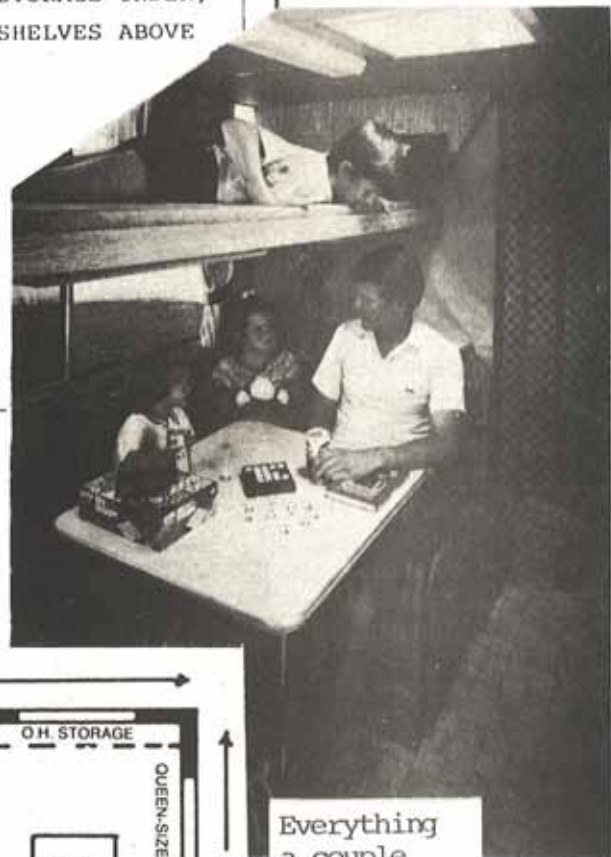
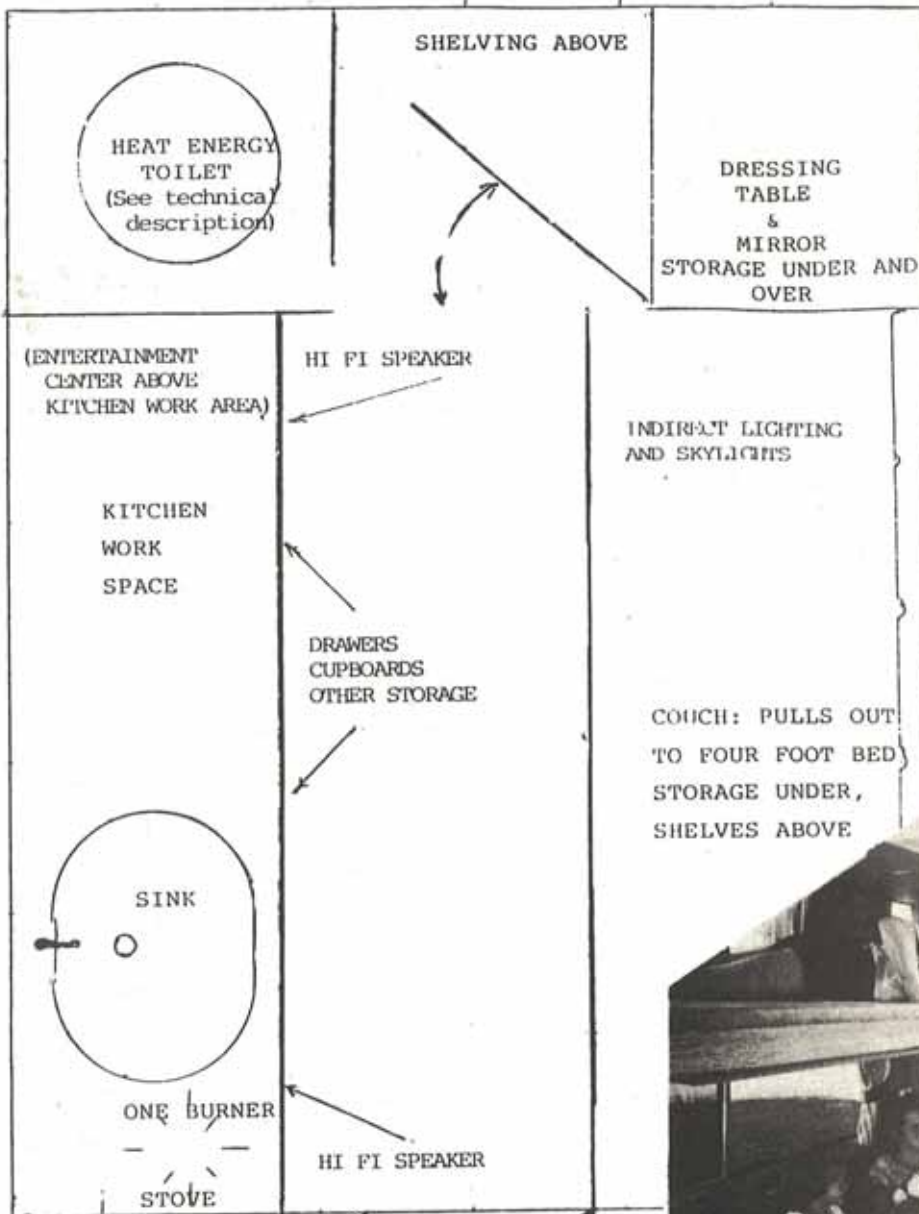
ITT. Works on any commercial

system. Modular plug line cord.

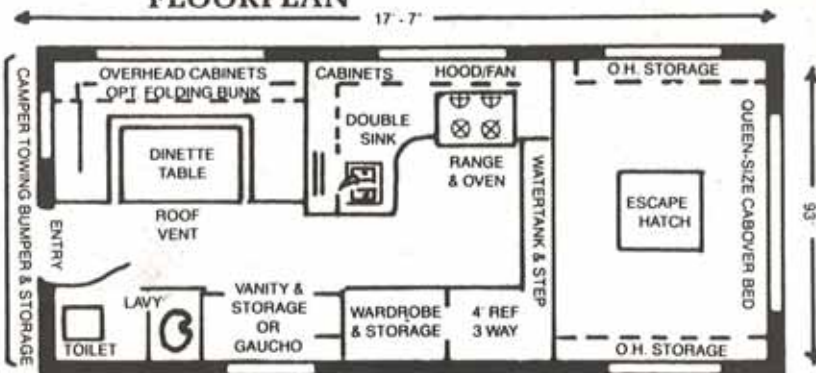
Color: Black. Size 9" x 8" x 5".

# Inside Story

The sketch at left shows the ultimate MINIGRANNY...just 6 x 8 feet. However, despite the small size, it contains every amenity that is basic to human needs. Patterned after boats and campers, the layout is as practical as it is efficient. **BELOW RIGHT:** Here's a few of four happy people enjoying compact space.



1983 LANCE 11' CAMPER  
FLOORPLAN



Everything a couple could use is presented in this compact unit. Visualize it in a MINI GRANNY!!!

## Prices


Like any item that can be mass-produced, the cost of minigrannies will go down as the number increases. It's like bringing the old Model-T Ford into being as a home! Obviously, minigrannies can be built on an assembly line by relatively unskilled workers worldwide. This means that labor costs can be quite low while still retaining high quality. Imagine, for example, the electrical components being manufactured in Japan while Mexico contributes their famous and practical clay stove/heater unit. With an expanded vinyl shell complete with foam insulation and carpeting, the minigranny becomes an international cooperative housing effort!



I recently checked with a minister who is living in one of the minigrannies. He is delighted with it and commented on how little energy is needed to keep it warm.

The potential of housing the staff members of various facilities is unlimited. As long as there are more sanitation facilities available, then a minigranny can provide all the rest.

Now here's the plan. If you own a home or are making payments on one, why not put a minigranny in your backyard and rent it to a homeless person or two. Sure, one of them has to be over 60, but you'll find many people in that age group without a decent place to sleep.



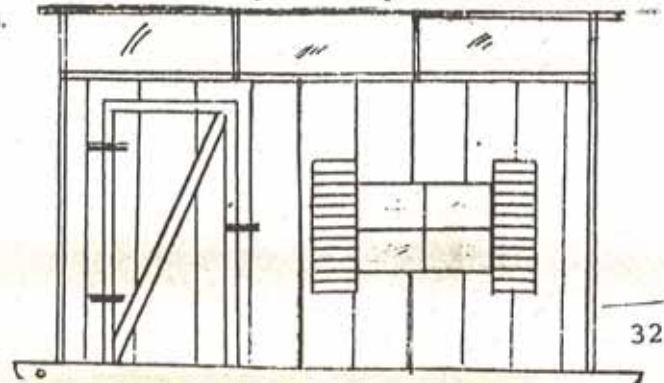
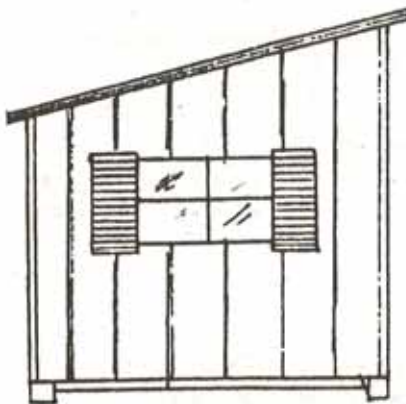
## Second Units and Prefabs

There are about 600 small homes built in Bolinas, a small seaside village north of San Francisco. Until recently, they were in limbo since they had been built on the back of lots which already contained a house. Fortunately, many other cities are recognizing that second units make sense. With utilities already on the property, it's far less expensive to hook up the additional residences. Furthermore, the homes are small and require less in the way of services.

Prefabs make excellent second units as they are quite inexpensive, look good and are easy to assemble. Many firms offer prefabs including: Lindal Cedar Homes, 9004 South 19th St., Tacoma, WA 98466; Redcut Log Industries, 327 22nd St., Oakland, CA 94612; and Techbuilt, 127 Mt. Auburn St., Cambridge, MA 02122.

## Buildability

As shown here, the early model minigrannies are super simple. Just 16 sheets of plywood form the basic structure along with some dimension lumber like 2 x 4s and 2 x 6s. Windows are standard new or used wood or aluminum. (They've obtained used wood sash for prices as low as fifty cents each!) Doors can be standard items or built yourself. Interiors are "to order." Holy Terra plans to build the shells and permit the resident to add all finishing touches to suit his or her personal preferences in carpeting, drapes, and interior furnishings. Since the space is so small, it takes very little of everything to make a minigranny a cozy and comfortable home. Almost anyone with even basic building skills can either do the entire job or complete a shell that has been delivered to the premises.



## GAS ENGINES



(HORIZONTAL)


5 HP Tecumseh, 3/4" Shaft, #6051.....	\$139.95
5 HP Briggs, 3/4" Shaft, #6052.....	\$139.95
5 HP Briggs I/C, 3/4" Shaft, #6054.....	\$181.95
8 HP Briggs, 1" Shaft, #6080.....	\$215.95
10 HP Tecumseh, 1" Shaft, #6010.....	\$232.95
10 HP Tec., (Elec Start), 1" Shaft, #60101.....	\$278.95

3-20 HP Horizontal & Vertical gas engines available at Super Low Discount Prices!!!

## GENERATORS

4000 Watt, 8 HP Briggs, 33 amps @ 120 volts, 16.5 amps @ 240 volts..... Item # 16402  
List \$1009.....**SALE \$447.00**  
(With Elec Start).....**\$559.95**

5000 Watt, 11 HP Briggs, 42 amps @ 120 volts, 21 amps @ 240 volts..... Item # 16404  
List \$1174.....**SALE \$689.00**  
(With Elec Start).....**\$789.00**  
(Will Ship 48 states \$45)



It's really not a big job to dig a trench to the house sewer line or to add extension water pipes and electricity. Once this is accomplished, the carport minigranny qualifies as a completely separate apartment, usable by a member of the family or a tenant. And keep in mind that this construction is totally legal in California under the Henry Mello act. Minigrannies and Granny houses can be separate or attached, whichever is most convenient for the homeowner.

So drive on down to the nearest lumber yard and pick up what you need. Either you or a carpenter can rough it out in a matter of a day or so. Have fun!

### The Unitarian Minister

He had no home, and the church wasn't really suitable for permanent dwelling. So we built him a minihouse behind the church. It contains a comfortable bed and shelves for books and personal possessions. Plenty of room for clothes and a cupboard for snacks. He uses the church kitchen for his meals, but this is "Home Sweet Home" the rest of the time.

Of course, the small house could be completely self-contained—kitchen, dinette and even a small bath. It's been done before. They're called trailers and campers.

### You can Build Your Own Minihome!

So far, the Holy Terra Church has built five of these minigrannies, or micro-houses or backyard bedrooms—no matter what you call them, they are still warm

and dry and *low cost!* Here then are the complete plans with materials list and order of construction. Almost anyone with a saw and hammer can build one in a day or two.

Note: The interior is not planned because most everyone will have their own ideas. A loft bed clears the floor for a dinette, desk or other furniture. A Portapottie takes care of sanitation, and a small, trailer-type shower can be installed. These items along with a single-burner stove, a small refrigerator and a sink can accommodate one or two people indefinitely. What you end up with is the equivalent of an efficiency apartment, a small trailer or camper.




## BARREL STOVE KITS

**STANDARD KIT**, (S 1))% cast iron and will convert any 55 or 30 gallon barrel drum into an efficient and economical wood burning heater. A **SUPER VALUE!**

#15056, Wt. 32 lbs., List \$49.95.....**\$27.95**

**DOUBLE BARREL KIT**, when used with above kit will convert it into a double barrel stove. The secondary gases are trapped and create greater efficiency as they travel through the top barrel.

#15057, Wt. 19 lbs., List \$39.95.....**\$18.95**



*If you don't have the money to build a minigranny, then just charge the lumber at a nearby lumber yard have the homeless person build his own minigranny, and then pay it off with the rent!*

Water systems can be simple: a connection to the nearby home, a drilled well, or simply having the water brought in by containers. Rooftop water-collection devices would be practical in rainy areas worldwide.

Heating is no problem, since the space is tiny. A small wood stove such as those used in Mexico would be adequate to not only heat, but cook also! In the more elaborate units, a gas or electric burner or two can be installed. Solar cooking is also a proven possibility.

Refrigeration can be as basic as an evaporative cooler or as sophisticated as a 12-volt DC "fridge" powered by the aforementioned low-voltage systems. Home-cooling would be accommodated in the same way.

So with lights, water, power and heat easy to provide, living in a minigranny would be just as relaxed and comfortable as in any well-furnished standard-size dwelling.

And don't forget that all of the deluxe appliances such as stereo, video and VCR can become built-in's! With a microwave and blender in the compact kitchen, phone and computer in the den, hot and cold water in the bath, thermostatically-controlled heat in the main living area, who needs to pay exorbitant rents and mortgages!

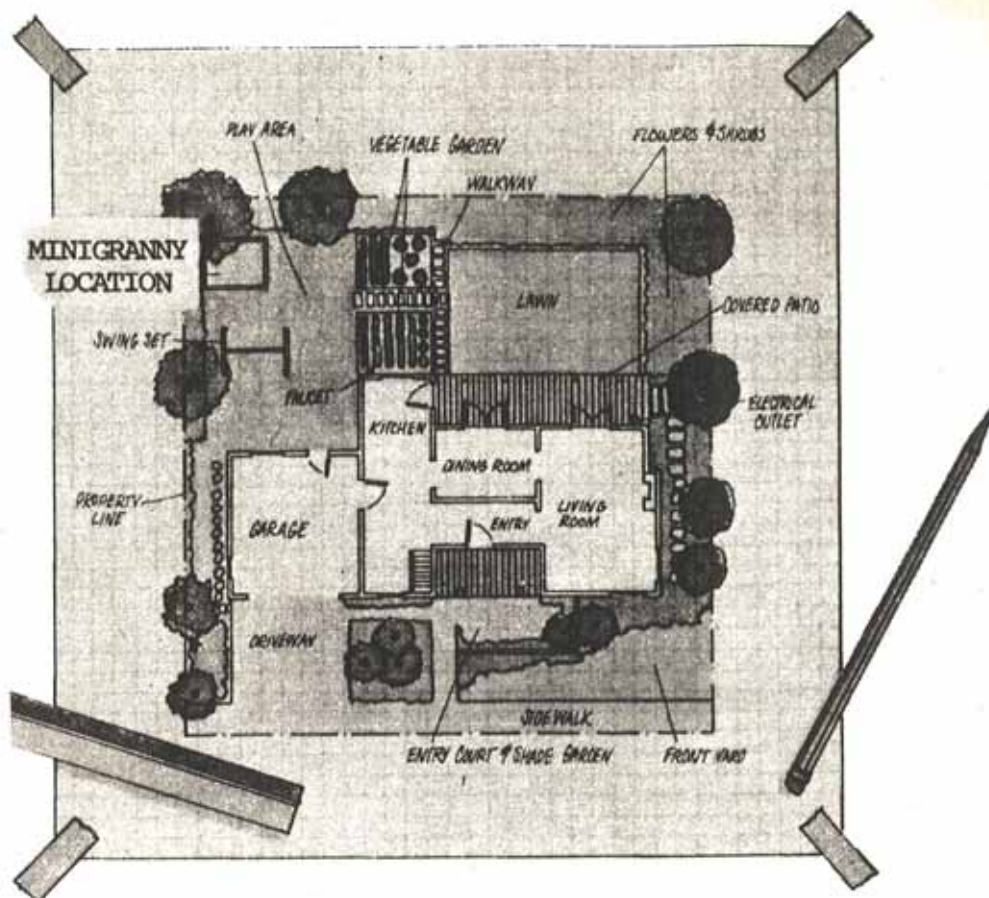


## Minigrannies in the Year 2000


Visualize an ultra-lightweight unit blow molded like a giant PVC waterbottle. Handsome, sturdy, colorful, the *minigranny 2000* can have every conceivable creature comfort, from touchplate interior controls to self-cleaning windows and rugs. Meals can be cooked or prepared automatically; temperature monitored inside and out for the best and most economical use of energy, while the latest entertainment can be piped in from a rooftop satellite antenna. The original charge of water would be recycled so that no sewage line is needed. All power is from the highly efficient solar voltaics, and the cost is negligible.

Since the hightech minigranny is totally self-contained and self-sufficient, it can be transported by helicopter to mountain eyries, desert hideouts and remote beaches. Anyplace on earth is home with a minigranny!

“Be it ever so humble, there's no place like home.”



IF YOU HAVE A GOOD FRIEND WHO HAS A HOME... see if he or she will allow you to build your own little compact minigranny on the back of the lot. Your friend will not only derive some income but a lot of spiritual boosts. You might work a trade-out in which you care for his garden and the place while he's away. Or, you could plant a fine vegetable garden for the use of all. The possibilities are endless. So ask around...the answer could be yes!



You always choose from cream-of-the-crop homeowner handyman books on every important do-it-yourself subject: Home Repair & Improvement, Woodworking, Furniture Building, House Building, Wiring, Plumbing, Masonry, Cars & Car Repair, Energy Savers, Home Remodeling...and much more. Club members may also select original custom-written "Popular Science Books" (see titles with \*). Each written on an important do-it-yourself subject...each published specifically for PSBC and offered nowhere else at Club discount!

Looking somewhat like an old carriage house, it would blend in ideally with a restored Victorian. Now who in the world would know that a happy senior couple are "at home" therein?



\* 113. \$15.95



5522. \$28.95  
(counts as 2)



5819. \$24.95



5831. \$19.95



\* 119. \$10.95



2379. \$21.95



5881. \$16.95



\* 042. \$17.95

POPULAR SCIENCE BOOK CLUB

“A cheap home will provide more than shelter...it will provide the time to enlighten and improve yourself.”

Lon Jackson

By putting your microhouse at the back of your property, it's possible to avoid all hassles as this "pool house" proves.

### Minigranny Strategy

- Camouflage it by planting fast-growing vines or trees on or around it.
- Disguise it as a tool shed with a false front lobby full of garden tools and hay.
- Put it inside a garage or barn.
- Pretend it's a child's playhouse by draping a few dolls from the eaves and putting a trike out front.
- Create a hobby shop in the interior. What's wrong if you happen to fall asleep on that old sofa in the corner each evening?
- Install it in that nearby hill with the entrance concealed by a large bush. Again, no tax collectors or Avon salespeople.
- Age it like they do movie sets. That way it will appear to have always been in your side yard.

Note: These are just a few tips. Naturally there are many more, but we don't want to give away all *your* secret ways of having a minigranny with no bureaucratic interference.

### NEW HOPE FOR OLD BOATS

That's the good news from FerroCement International, a division of FlintSkin Enterprises of California.

Utilization of a new process incorporating KAYSITE® (Pat. Pend.) makes it possible to sheath an old leaky hull with a strong, flexible coating of a new type of ferrocement. This amazing coating is impervious to dry rot, marine worms and other hazards. Boats that would have been considered beyond redemption due to high costs of labor and material, can be restored to long-term usefulness.

### THE KAYSITE PROCESS

First, the hull is cleaned and roughened. Any large leaks or major structural damage is repaired. Then a layer of special reinforcing metal is power-stapled directly to the hull. The cement is applied by hand or spray and attaches itself to the hull surface. Only a thin outer layer covers the metal reinforcement and this is carefully smoothed and later sealed with a new cement mortar sealant that prevents all penetration by water. The surface can then be painted if desired.

The result is a durable, flexible outer hull that is stronger than the wood alone and, best of all, NO MORE LEAKS! Any damage that might subsequently occur can be quickly repaired by using the same KAYSITE PROCESS.

The KAYSITE PROCESS promises to return thousands of otherwise beached and abandoned boats of all sizes and materials to active service. Length, beam and shape are not important factors, since the KAYSITE materials can be bonded to any appropriate surface.

INTERESTINGLY, KAYSITE WILL RESTORE OLD BUILDINGS OR CREATE NEW ONES. IT CAN BE THE PERFECT MATERIAL FOR A LOW-COST MINIGRANNY.



FOR MORE INFORMATION,  
WRITE KAYSITE 999 OLD  
SAN JOSE RD #29 SO-  
QUEL CA 95073 36

**HARVEST VALUE DAYS!**  
August 1-September 30  
Save \$100 at Participating Dealers



## THE DRY TOILET

**NO WATER • NO PLUMBING • NO CHEMICALS**

The HUMUS 80 composting toilet replaces high-cost conventional sanitary waste systems with a self-contained bioconversion appliance that eliminates toilet wastewater discharge.

- Rugged stainless steel & ABS plastic construction.
- Positive venting for odorless operation.
- Proven Swedish technology backed by 13 years of testing, development and customer satisfaction. More than 100,000 units in service.

**HUMUS 80: THE WORLD LEADER IN BIOLOGICAL TOILET TECHNOLOGY**

Imported by: Water Conservation Systems, Inc.  
Damonmill Square, Dept. NS  
Concord, MA 01742

TOLL FREE: (800) 343-1706 or (800) 462-3341 (Mass.)

Please send \$1.00 for color brochure.  
Dealer inquiries invited.

### 12 to 24-VDC BATTERY MOTOR

**\$49.99**

F.S.S. Model

Shpg. 17 lbs.

• ITEM 14-1072 - New, AMERICAN BOSCH permanent magnet motor/generator. Motorize bikes, drive pumps, grinders, etc. Use to build wind generators.

• 1-HP, 12/24-VDC, 900/1800-RPM. Ball bearing, reversible. Shaft 5/8" diam. x 1-1/2". Overall 5" diam. x 7-1/2".



### BURDEX 5190 ALARM CONTROL

**\$179.95**

F.S.S. Model

Shpg. 17 lbs.

• ITEM 29-A-026 - Three separate burglar zones, fire, panic and emergency circuits. Digital keypad. Furnished with backup battery. Adjustable Entrance/Exit Delay and cutoff time.

MAGNETIC DOOR SWITCHES 4 Oz. each (NORMALLY CLOSED CONTACTS)  
29-C-001 - Surface mount. . . . 2.99  
29-C-004 - Recessed. . . . 2.35

## Minigranny Features

Thanks to some recent advances in various technologies, the minigranny can become a self-sufficient entity. If desired, there would be no utility connections other than possibly water. Even that could be supplied by the owner/tenant in alternative ways.

Electricity can be low-voltage—usually 12 volts direct current just like most boats and cars. This can be provided by batteries charged with your own car generator or photovoltaics or perhaps a wind or hydrogenerator.

Waste water can be accommodated in two ways: grey water to be directed to a nearby garden while black water can be piped to an existing sewer connection, a minigranny septic tank system, or one of the new self-contained dehydrating or composting toilets.

## The Philosophy of Minigranny Houses

A home is the most expensive item that anyone usually buys in the United States. Often, it takes an entire lifetime to pay for even a modest house. This means that the person must commit himself or herself to a particular location and an established line of work—in short, nose to the old grindstone for decades. While it's always possible to sell one's home and buy another in a different area, it's not always that easy to make a change. Children dislike being uprooted, good jobs are not as easy to get as they once were, and other factors make frequent moves difficult.

However, imagine a lifestyle revolving about the minigranny concept. Since they can be fabricated in modular form—one a kitchen, another a bath, still another a bedroom or living room—it's possible to assemble them like children's blocks and create exactly what is needed at the time. They can grow with the family and, when the family's needs diminish, so can the assembled structure.

Another aspect, the use of marginal or even impossible land areas, becomes feasible with minigrannies. Since they can be trucked in or even transported by helicopter, any site can become a minigranny homesite.

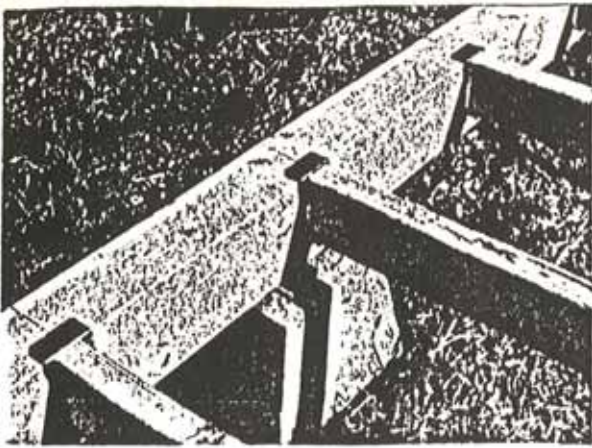
In summary, low cost, portability, utility, assembly possibilities, infinite interior design potential, mass-production feasibility and other parameters make the minigranny a choice for our expanding populations.

## Minigranny or Microhouse Futurist View

- The floating microhouse, comfort at low cost with no land taxes to pay. Enjoy a different harbor every day.
- Custom-designed microhouse interiors can reflect both good taste and modern technology.
- An unbeatable combination is the microhouse with a large garden—healthful living at the lowest cost.
- Combining microhouses and hot springs locations, the ultimate symbiosis.


The *microhouse village*...it's a possibility now. Combining cooperative and communal living with the best in small shelter.

“If this life is not a real fight in which something is eternally gained for the universe by success, it is no better than a game of private theatricals from which one may withdraw at will. But it *feels* like a real fight!”



*Floor joists are placed in Simpson hangers.*

*Plywood floor consists of three pieces. Each one meets the joist at its center.*



### Minigranny Sites

Where can you put your minigranny or microhouse? Here's an inventory:

- In your backyard or that of a friend.
- On a float on any river or lake (no taxes!).
- On rural or farm land as a core dwelling, labor-camp element, shop or whatever.
- In the woods! No one will ever find it! (Mendocino and Humboldt counties are great for this hideout concept; the land is still cheap, or you can rent or lease some.)
- On top of an old but sturdy truck. That way you have a gypsy wagon. Paint it multi-colored and hang a lantern from the back.
- Out in the Nevada desert near a spring. There are many hot and cold springs in that vast state; find out for yourself soon. You'll love the fresh air, and it is possible to live there for a few bucks a day.
- As a caretaker's shelter on a large estate or farm or construction project (longterm).

Note: There are lots of ways to place your minigranny. Just look around your community or any area that appeals to you. Incidentally, we are working on an invisibility kit for minigrannies...with it you'll be able to make your microshelter actually disappear. Not even a French detective could find it!

## Mini-Granny Assembly Sequence

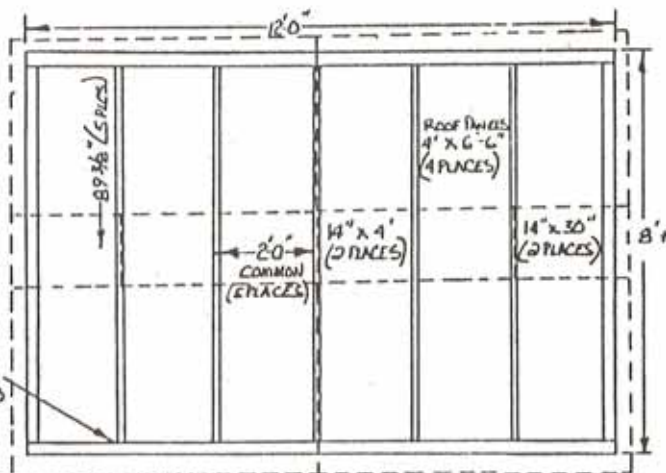
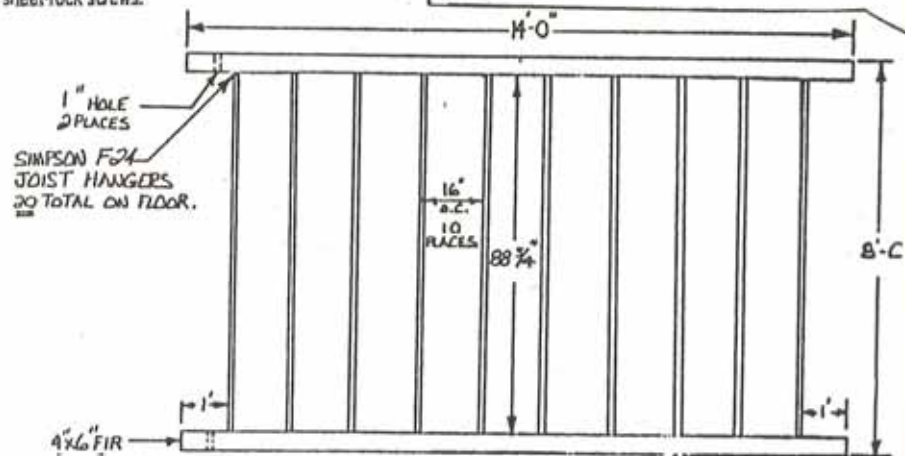
1. Lay out pier blocks on an east-west line and plan a southern front exposure. Check county codes for setback distances from other structures and boundaries.\*
2. Cut, drill and level up both 4 feet x 6 feet x 14 feet skids on the 6 pier blocks. Install Simpson "F-24" hangers in 20 places using #16 pound nails on 16 inch centers.
3. Install 20 2 X 4 floor joists between skids in hangers. Install 3 4 x 8 x 5/8 OSB panels as floor using 2" screw drive nails. Check to see that floor is square.
4. Fabricate front wall frame on floor and install 5 F24 hangers to top of wall frame. Erect and affix frame to floor in vertical position using #16 nails.
5. Fabricate rear wall frame on floor and install 5 F24 hangers to top of wall frame. Erect and affix frame to floor in vertical position using #16 nails.
6. Fabricate left and right wall frames on floor. Erect and affix to floor using #16 nails. Level and connect all four corners using #16 nails.
7. Cut and install the 5 2 x 4 rafters with 15' end cuts.
8. Affix the 3 4 x 8 x 1/2" sound board on top of rafters, white face down, using #4 nails.
9. Affix the 4 4 x 8 x 1/2" OSB panels atop sound board allowing 6" overhang on rear and sides with 10" overhang on front using 2" screw drive nails.
10. Cut and install 2 of 3 rear wall T-111 panels using 2" screw drive nails.
11. Cut and install side T-111 panels using 2" screw drive nails.
12. Cut and install front T-111 panels using 2" drive nails.
13. Pilot drill all cutouts from inside. Connect all pilot holes with pencil lines. Proceed to cut out all windows and door.
14. Install last rear wall T-111 panel.
15. Install all interior molding, calk and install windows. Install all interior molding. Affix exterior shutters.
16. Install door molding, fabricate and install door using #6 x 1 1/4 inch sheet-rock screws.
17. Affix roll roofing with 24" overlaps using 1/2" nails.
18. Affix and finish all exterior trim using #4 nails.
19. Apply exterior sealer to all outside wood.
20. Congratulations, you've finished.

AS YOU BUILD YOUR OWN MINIGRANNY OR MICRO HOUSE, KEEP IN MIND THAT YOU DON'T HAVE TO NAIL IT TOGETHER. YOU CAN BOLT IT WITH COMMON LAG BOLTS SO THAT IT CAN BE DIS-ASSEMBLED AND RE-ASSEMBLED WHENEVER THE NEED ARISES.

LET'S SAY THAT YOU DECIDE TO MOVE FROM ONE LOCALE TO ANOTHER. THEN JUST GET OUR YOUR CRESCENT WRENCH AND LOAD UP THE PANELS IN A PICK-UP.

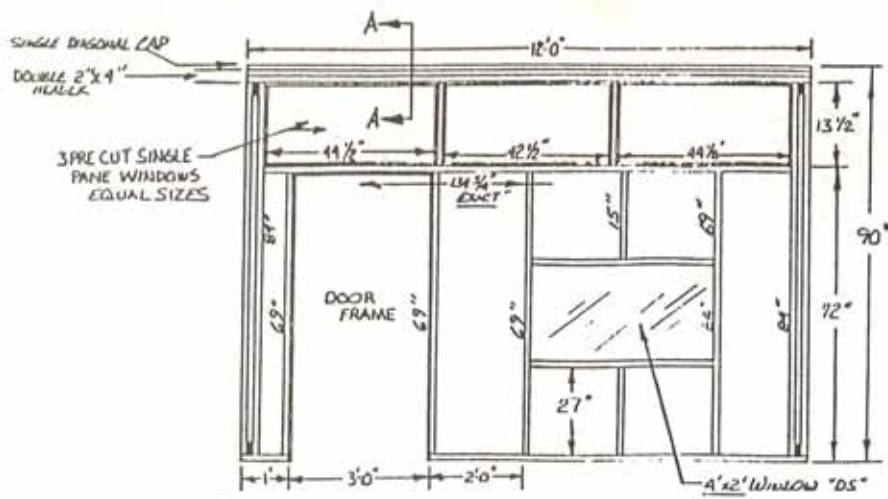
I ONCE FOUND A SMALL HOUSE BEING USED AS A WORKROOM AND TOOL SHED BY A CONTRACTOR IT LOOKED LIKE A MINIGRANNY

ROOF VIEW

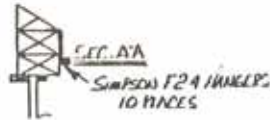


FLOOR PLAN

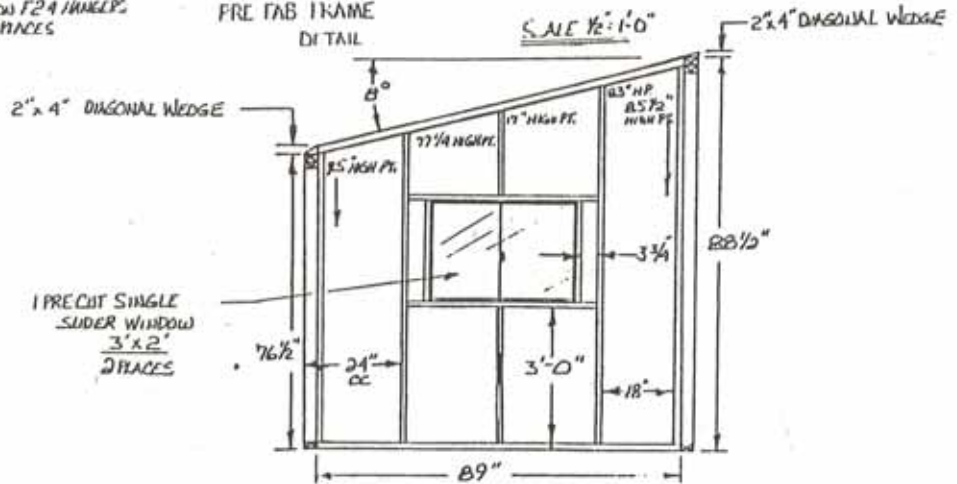
BUT IT WAS BUILT OF SINGLE PANELS OF 4 X 8 FOOT PLYWOOD NAILED TOGETHER WITH THOSE NAILS THAT HAVE A DOUBLE HEAD AND ARE EASY TO REMOVE. YOU CAN DO THE SAME.



MOST OLD HOUSES ARE CONVERTING FROM WOODEN TO ALUMINUM WINDOWS. THUS, YOU CAN BUY THE OLD SASH VERY CHEAPLY. I HAVE GOTTEN THEM FOR AS LITTLE AS 50 CENTS AND OFTEN FOR FREE.



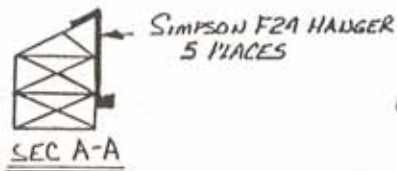
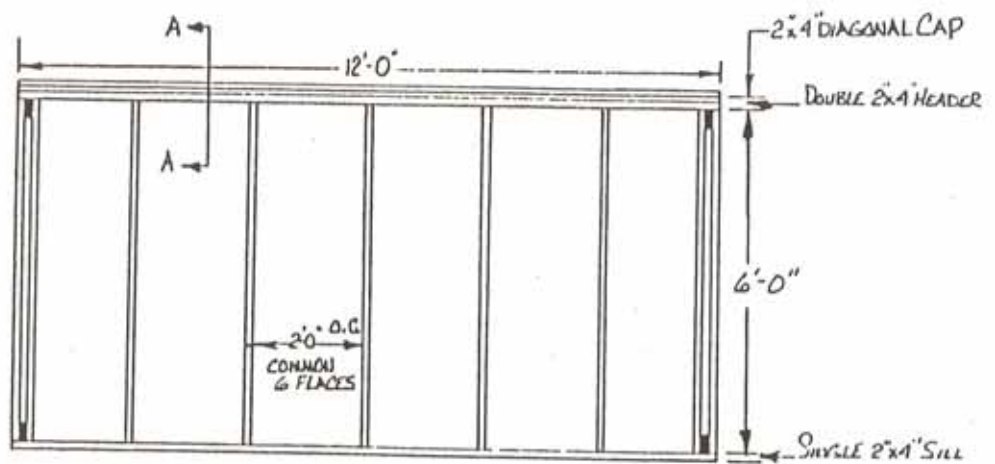
FRONT VIEW  
PRE-FAB FRAME  
DETAIL



I ONCE FOUND A SMALL HOMEMADE HOUSE WHICH WAS MADE ALMOST ENTIRELY FROM WINDOWS. WHAT A GREAT IDEA AND MUCH LESS EXPENSIVE THAN PLYWOOD.

LEFT SIDE SHOWN  
RIGHT SIDE SAME  
PRE-FAB FRAME  
DETAIL


SCALE 1/2" = 1'-0"




BACK VIEW  
PRE-FAB FRAME

AN UNDERGROUND HOUSE?  
FOR THE HOMELESS THAT  
EVEN GEORGE BUSH  
COULDN'T FIND WITH  
BOTH HANDS.

ASSEMBLING THE  
MINIGRANNY




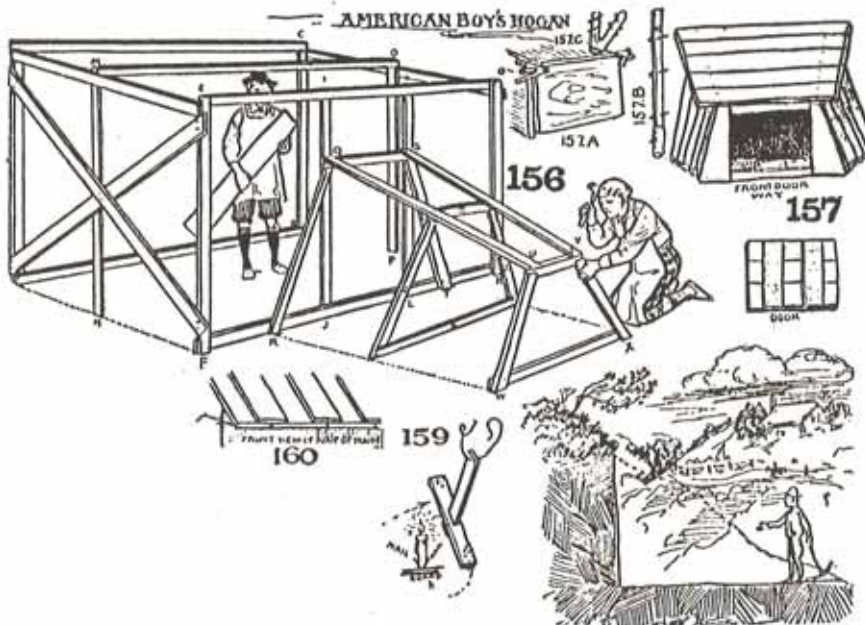
First frame is erected  
on floor.




The original American boy's hogan or underground house.



Rafters are also hung in  
hangers.





Framing complete.



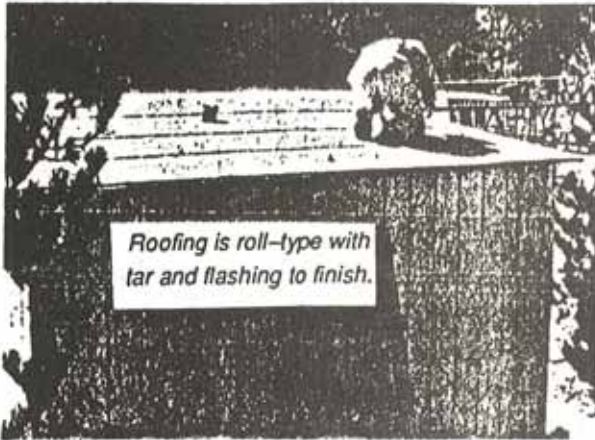
Insulation and roof are  
now in place.

GOOD OLD D.C. BEARD HAD A GREAT  
SENSE OF HUMOR WITH REGARD TO  
HOMESTYLE BUILDING. HERE IS  
HIS TREASURED HIDEOUT HOME  
FOR BOYS..BUT WHAT IF SOME  
ADULT HOMELESS WERE TO FIND  
SOME UNUSED MOUNTAIN OR  
HILLSIDE AND BUILD ONE.  
NO ONE WOULD EVER KNOW!

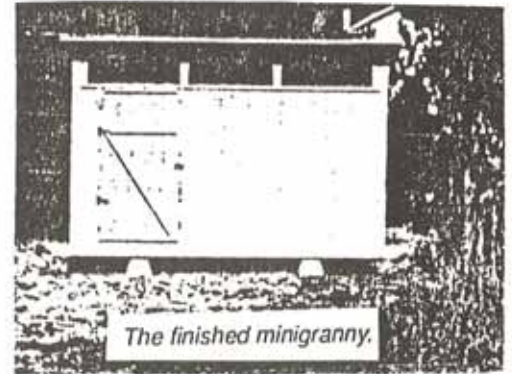
Plywood exterior is placed over entire front area.



Then door and window cutouts are made. This assures a good fit. Install windows and door, and you are done!



Roofing is roll-type with tar and flashing to finish.



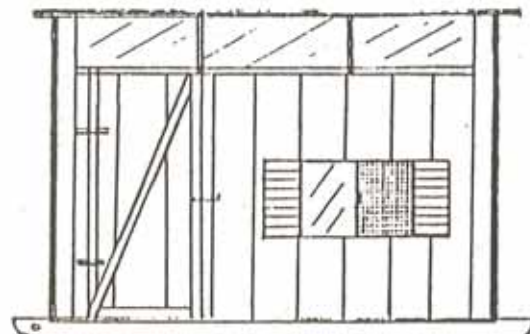
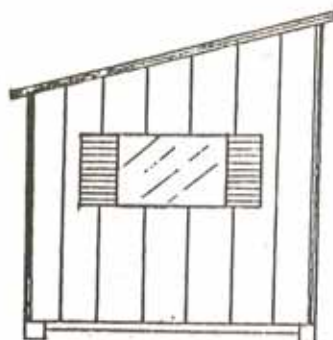
The finished minigranny.

### Minigranny Bill of Materials

(8' x 12' = 96 sq. ft.)

Qty.	Description
2	4x6x14 DF
18	2x4x16 DF S/B
15	2x4x12 DF S/B
1	2x4x12 DF S/B diagonal cut
22	1x2x8 DF S/B R/S
10	1x2x12 DF S/B R/S
8	1x4x8 DF S/B R/S
3	4'x8'x1/2 w/face sound board
4	4'x8'x1/2 OSB S/C
3	4'x8'x5/8 OSB T&G
10	4'x8'x5/8 T111 D/F 8" OC.
2	90 lb. roll roofing (white)
5	1x2x10 gal. metal roof flashing

4 lbs.	#16 vinyl sinker nail
2 lbs.	#4 smooth coat nail
3 lbs.	2" drive screw vinyl nail
1/2 lb.	1/2" roofing nail
1/4 lb.	#6x1" sheet rock screw
6	pier block
1 qt.	lap cement
2	4" lee strap hinge
1/2 pt.	Elmers carpenters glue
2	12x28x3/4 pine shutter
4	10x28x3/4 pine shutter
1	tube window call
1	4" ronko 93s hasp
30	Simpson F-24 hanger
1	23-3/4x46-1/4 D/S glass
2	13-1/4x4 4-00 S/S glass
1	13-1/4x42-1/4 S/S glass
2	3020 slider windows



# Blazing Showers

"Blazing Showers" is a Stovepipe Water Heater Kit for people who heat or cook using wood or coal burning stoves. The system produces hot water using the heat that rises up the stovepipe. This kit is produced by Blazing Showers, P.O. Box 327, Point Arena, Calif., 95468. The following information is taken from the Owner's Manual written by Sundance and Louie.

The Manual also gives you instructions for building your own heating unit and how to hook into a solar collector. The Manual is available for \$2 from Blazing Showers.

The Blazing Showers consists of a copper coil which fits inside the stovepipe of a wood burning stove or heater. The heat which rises through the stovepipe heats the water circulating through the copper coil and produces a reservoir of hot water in the storage tank.

Let's refer to Figure 1 to see how Blazing Showers works.

## THE TWO BIG PROBLEMS OF HOMELESSNESS

Aside from shelter and food, being homeless exacerbates the fundamental needs of humans to stay clean and to excrete body wastes. Street people know this well.

Thus, here are solutions based on some pioneering methods and adaptable to a forest, wilderness, hide-out, remote, suburban or private urban settings. Creativity, courage and innovation will be helpful in putting these into action.

We will use the words "inlet" and "outlet" referring to the motion of water relative to the storage tank. Thus, cold water from your water supply enters the bottom of the tank via the cold water inlet (labeled A). We call this the cold water inlet because it brings cold water into the tank. As in conventional heaters, hot water leaves the top of the tank via the hot water outlet (labeled B). Now we come to the Blazing Showers circuit which acts as the heating element for the system. Cold water leaves the tank via the cold water outlet (labeled C), then travels upward through the coil where it is heated and continues its rise into the storage tank via the hot water inlet (labeled D).

Here we have the core and poetry (Sundance calls it the hardcore poetry) of Blazing Showers - thermal convection. The hot water rising through the stovepipe coil sucks cold water from the bottom of the tank which is in turn heated in the coil to find itself rising, sucking ever more cold water behind it. This circulating motion taking cold water from the bottom of the tank and discharging hot water at the top of the tank fills your storage tank with hot water.

You're wondering how long it takes to get a tank filled with hot water. Well, it's hard to say. How cold is the water coming in? How hot is your fire? A conservative estimate is that a hot fire produces 15 gallons of hot water in an hour. A Blazing Showers stovepipe water heater provides you with lots and lots of hot water. Most importantly, the water in the tank stays hot long after

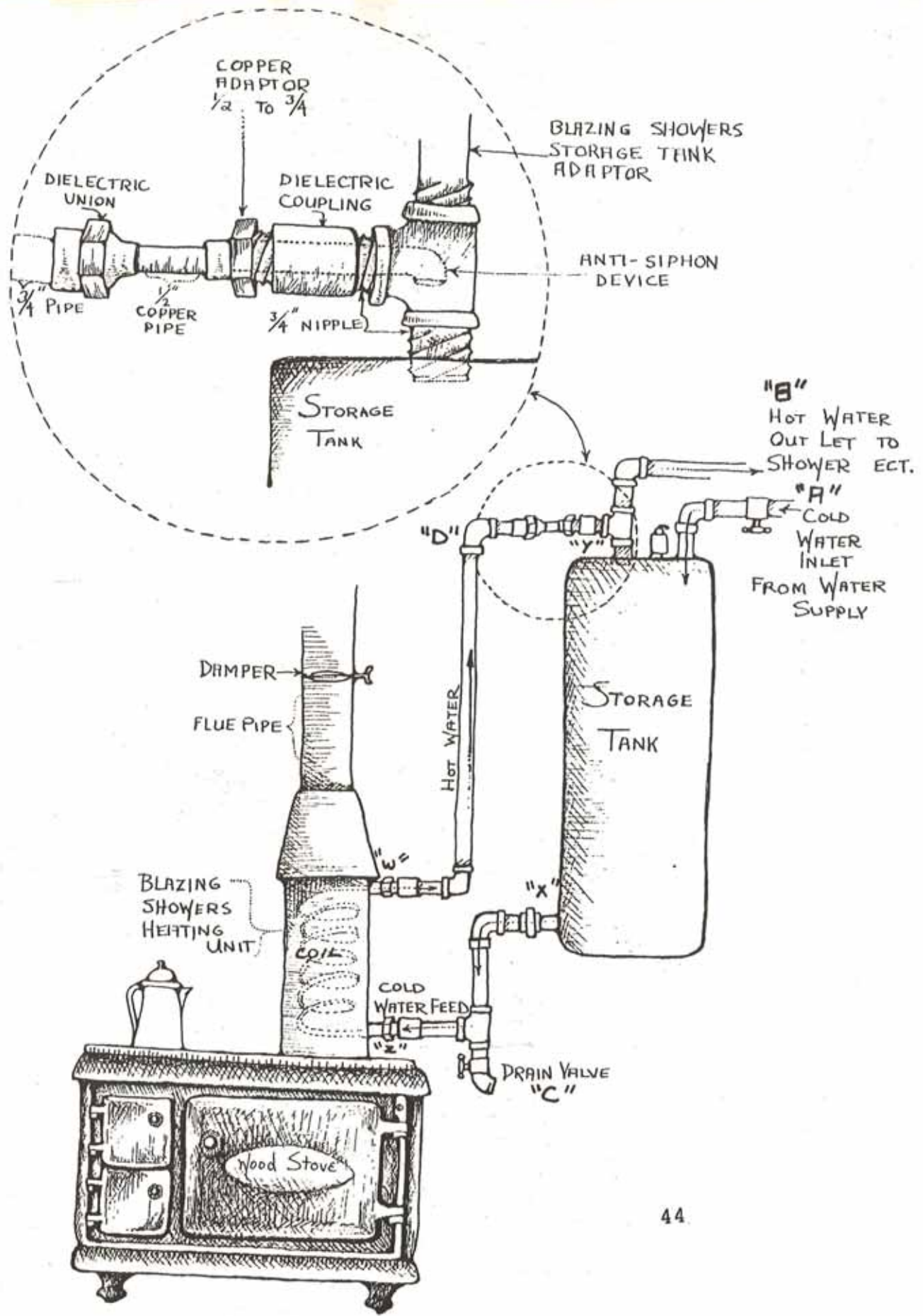


FIGURE 1

the fire has died out.

We find that the night's fire leaves us more than enough hot water for the following morning. You learn the rhythm of your Blazing Showers water heater just as you learned the rhythm of your wood burning stove.

#### MOUNTING YOUR STORAGE TANK

Okay, you've got your storage tank and you've checked it out. You're doing a good righteous trip that will save you money, make you more independent and even help Mother Earth. Now you are ready to put the tank into position. The location of the water tank relative to the stovepipe coil is very important.

Notice in Figure 1 that opening "x" is above or level with opening "z"; opening "y" is above opening "w". Opening "y" must be above "w" because it is the rising column of hot water which forces the circulation of water through the system and gives you a tank filled with hot water. The higher "y" is above "w", the better. Also, the lower opening on the storage tank (x, the cold water outlet) must not be lower than the lower fitting on the stovepipe ("z").

In deciding where to place the storage tank horizontally relative to the stovepipe coil, you should realize that the higher the tank is above the coil, the further you can move the tank away from the stove. A convenient formula to use is that you can move the tank two feet for every foot that "y" is above "w". You might want to consider moving your stove to find the optimum location. Remember that each gallon of water weighs approximately eight and one half pounds; a filled 30 gallon tank will weigh about 300 pounds. Thus, the stand for a 30 gallon tank should be able to support the weight of

two people.

#### THE BLAZING SHOWERS STORAGE TANK ADAPTOR

We have designed the Blazing Showers Storage Tank Adaptor so you can easily use existing water heaters as your storage tank. In copper coil or solar water heating systems, we need a method of bringing the hot water from the heating element into the top of the storage tank.

As Figure 1 shows, the storage tank adaptor screws directly into the hot water opening at the top of the storage tank. Essentially, the adaptor allows you to deliver the newly heated H<sub>2</sub>O into the tank via the same opening that hot water leaves the tank to go to the hot water faucets.

The adaptor is equipped with an anti-siphon device to prevent the hot water flowing to the faucets from back-siphoning water from the bottom of the tank through the copper coil. This siphoning action would result in cooler water at the tap especially when there was no fire in the stove. The anti-siphon device in the Blazing Showers Storage Tank Adaptor eliminates this siphoning problem.

This storage tank adaptor enables you to deliver the hot water to the storage tank without creating air traps. If we didn't use the adaptor but instead piped the hot water into a different opening at the top of the tank, then air would get trapped in the area of pipe indicated by cross-hatching in Figure 2. This trapped air would impair the heat driven circulation of water through the stovepipe coil.

The Blazing Showers Storage Tank Adaptor allows you to bring the newly heated water into the tank without creating air traps since any air in the system will be drawn off at the hot water

faucets.

Another feature of the adaptor and the Blazing Showers system needs to be mentioned. When copper and galvanized pipe touch in the presence of water, electrolytic deposit and corrosion can occur.

To prevent this electrolysis, we insulate every place that the copper and galvanized metal would meet so they do not physically touch each other.

Thus, the adaptor contains a dielectric coupling and a dielectric union to insulate the two metals from each other. At the ends of the heating coil

where the temperature could exceed the limits of the dielectric fittings, we use a brass coupling to insulate the copper from the galvanized pipe.

While all this may seem complicated to you, the main message is that we have carefully designed the Blazing Showers Kit so the kit components solve these problems for you.

Workshop Coordinator:  
Belinda Baruch

Scribe: Raymond Hallisy

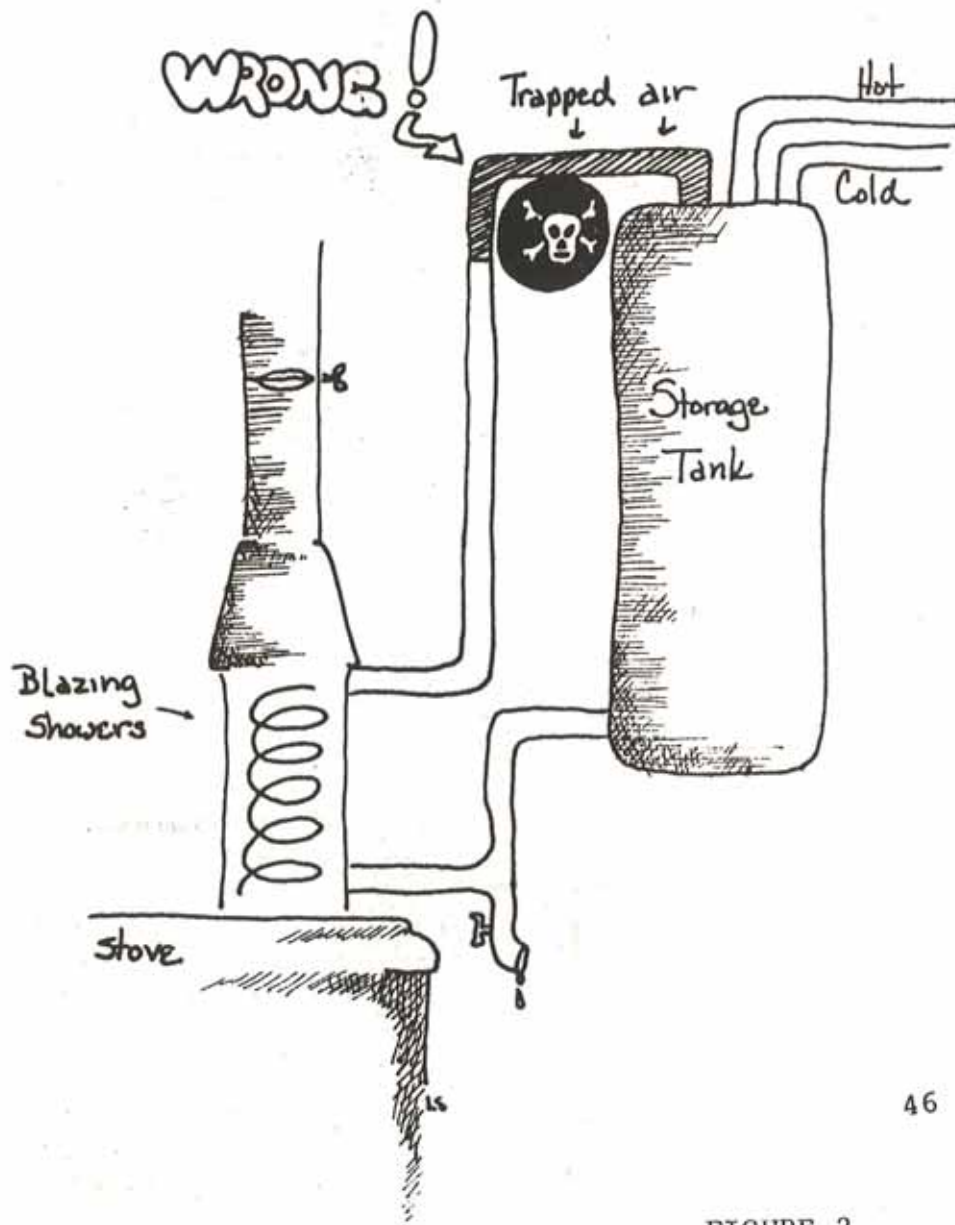


FIGURE 2

# Compost Privy

Public Health officials have only recently discovered that the compost privy is a reasonable alternative to the flush toilet. Without stimulus to develop waterless alternatives, officials have left this type of human waste system out of the public codes. Compost privys have, therefore, been illegal.\*

The standard waste disposal system in an unsewered area consists of toilet, plumbing, 800-1,000 gallon septic tank and about 300 feet of leach field. This system is water wasteful, expensive to install and operate, and very often does not work properly during the wet season. These factors have inspired many people to begin experimenting with inexpensive, waterless and effective systems for human excrement.

The drum system composters

\*This is no longer true in Mendocino County where it is possible to obtain Health Department approval of alternative waste disposal systems.

are useful under varying circumstances. Their main appeal is ease of construction, cost, and portability. Examples of the different types of toilets that can be used are the chamber pot, the vault or the drum itself. Another variation is the manner of composting. The waste can be allowed to undergo slow decomposition over a one year period sealed within the drum composter or the process can occur quickly, as in the batch system.

In any case, the processes must be understood and followed systematically if they are to be useful and reliable.

## TOILET SYSTEMS

In the daily processes, a deposit to the earth is the gift that we give in our symbiosis with the sustaining plant life. Allowing this cycle to occur without the transmission of antagonistic organisms requires that we learn the methods of safe construction and maintenance of the depositories.

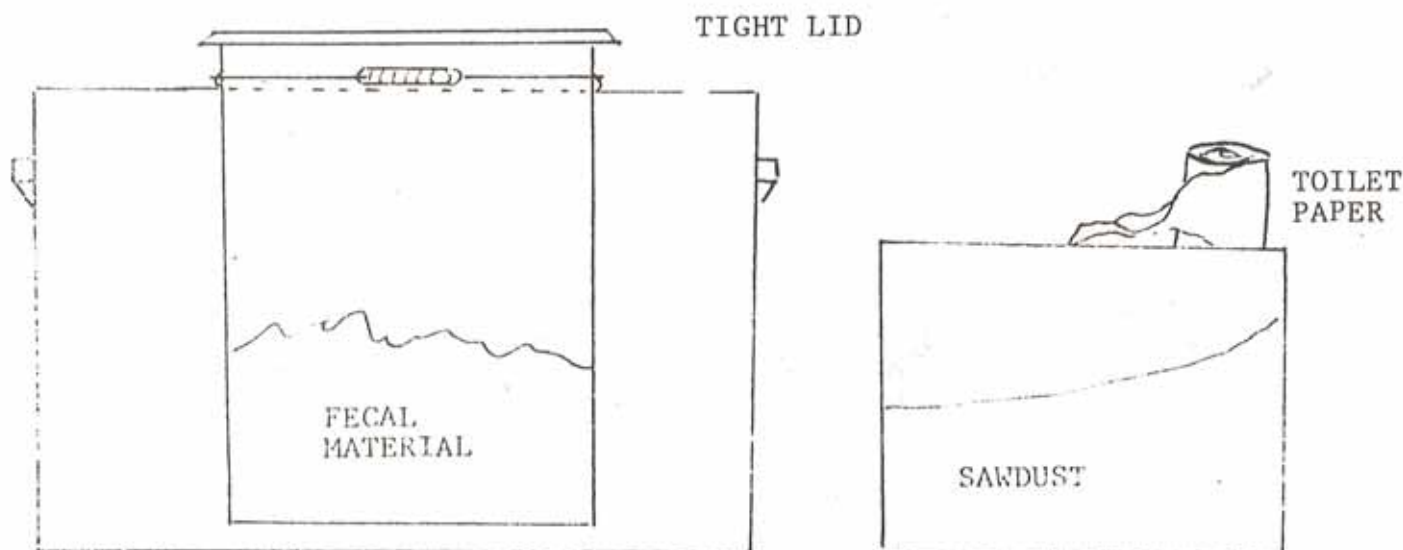



FIGURE 1 CHAMBER POT IN SQUAT BOX USING 5 GALLON PAIL.



55 gallon drums) there are three basic stages:

- 1) The toilet or receptable;
- 2) The composter (55 gallon drum with lid); and
- 3) The soil.

The toilet is variable according to the need or preference and may consist simply of the 55 gallon drum with lid.

A chamber pot is the smallest receptable. It can be used almost anywhere but must be sheltered from excess moisture.

Other suggested containers are a 5 gallon plastic pail with tight fitting lid under a squat plate or a handmade, water-tight plywood box with a lid that has an orifice and tight cover which is lifted for use. Two cups of dry sawdust must follow the toilet paper before closing the hatch.

When the chamber pot is full it must be emptied into the drum composter and the lid reattached to the drum. Then the drum must be turned on its side and vigorously rolled before adjusting back to the tilted storage position.

#### VAULT SYSTEM

Four to six people or more may require a vault style composting toilet. This large (bigger than 27 cubic feet or 3x3x3) vector sealed but aerated chamber holds many months of deposits within its walls. To protect the contents and the user from the weather, a comfortable room is made to cover the toilet. Again, two cups of sawdust must follow the wiping paper down the hole.

The vault (figures 3a and 3b) must have a tight fitting hinged door for access to the interior. Once a month, the pile must be mixed with a turning fork (to be used for this purpose only) to assist the decomposition process. This should be done quickly to limit the intrusion of flies.

When the pile is large to full within the vault, use a square point shovel to move it

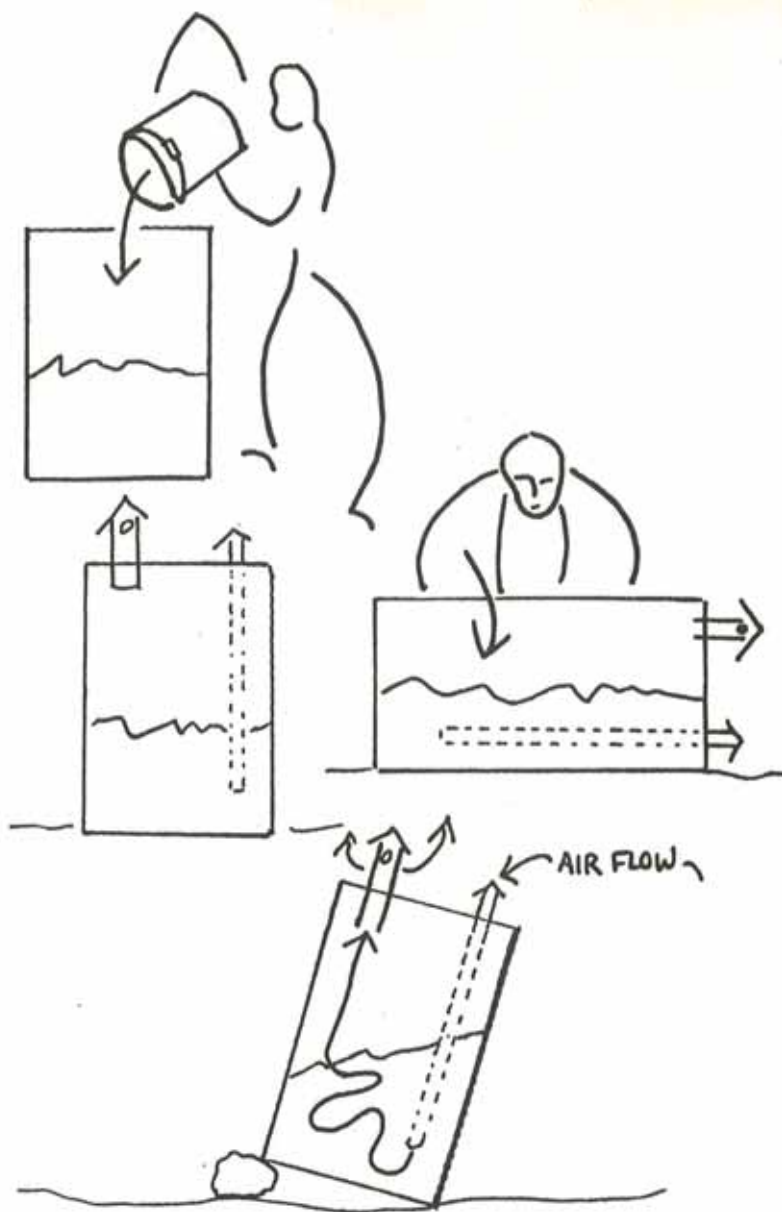


Figure 2

to the drum composters. The drums should be mixed monthly thereafter by tipping on their side and rolling.

Anytime a toilet is emptied into a drum composter, the full drum should be marked and dated. (See sample record form.) The drum must then be rolled for mixing monthly for a period of one year after the recorded date. It is very important that no additional moisture is allowed to enter the drum while it is in storage.

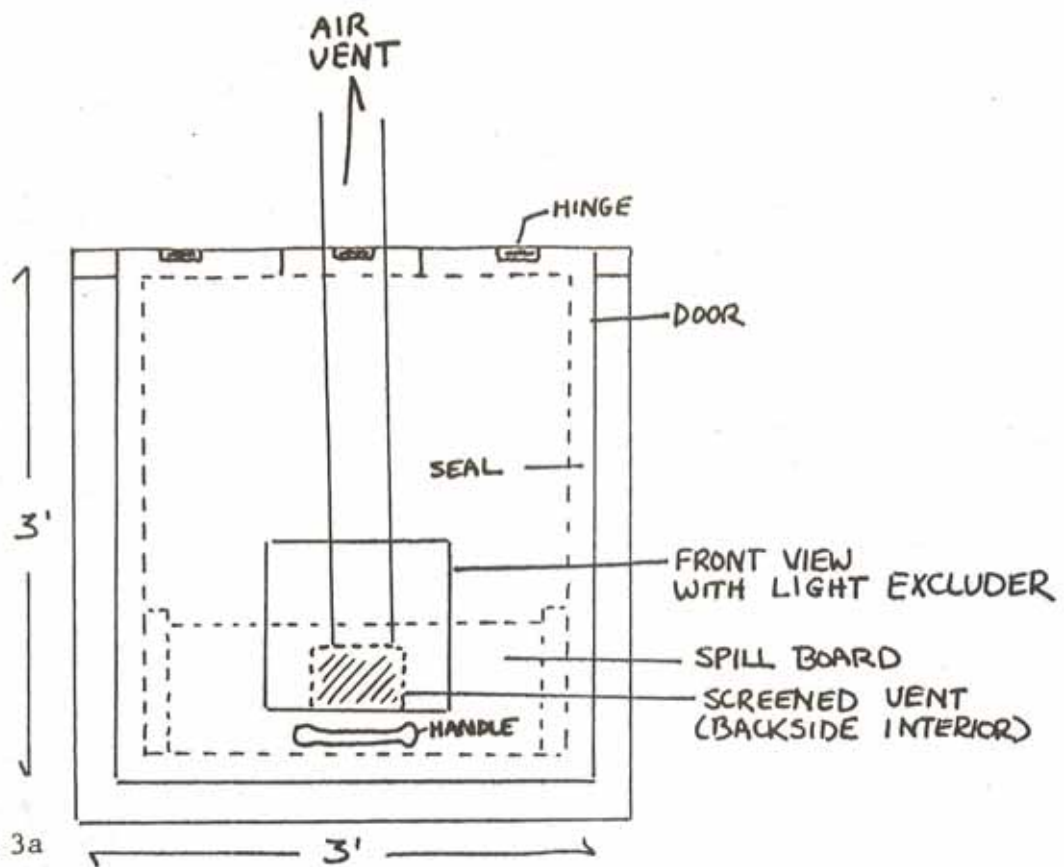


Figure 3a

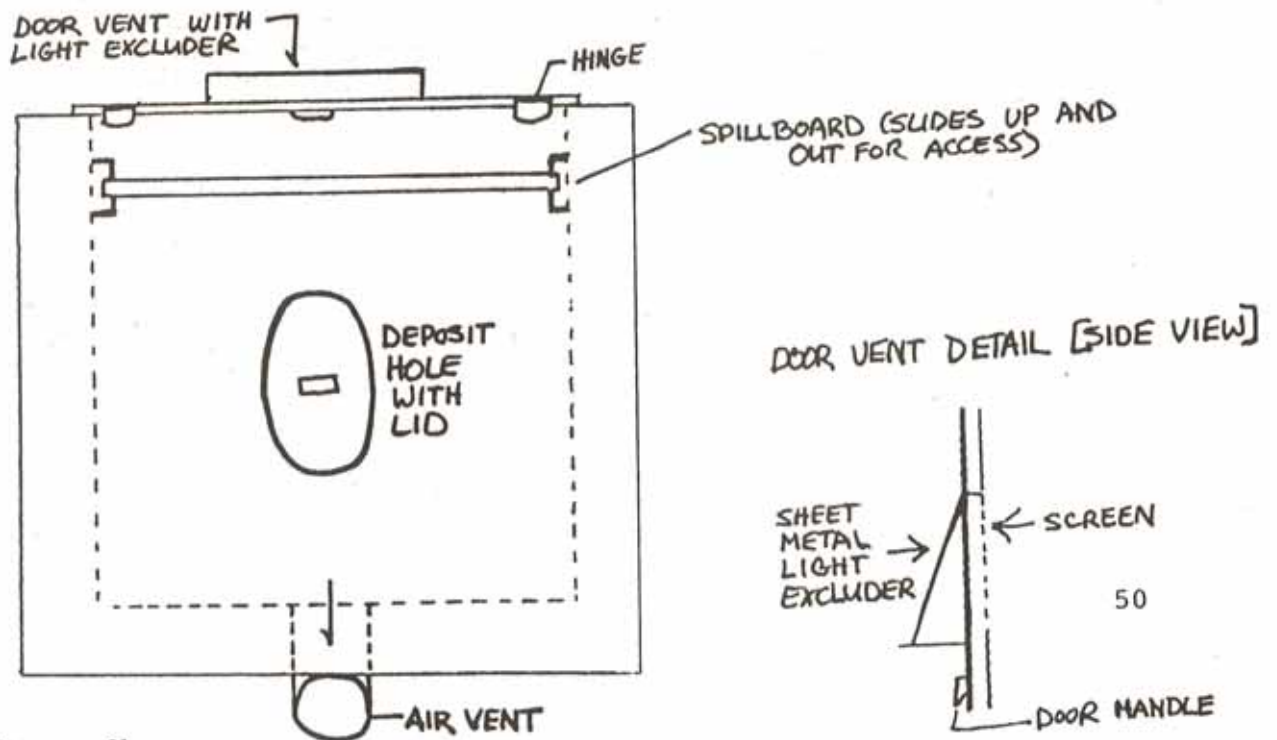


Figure 3b

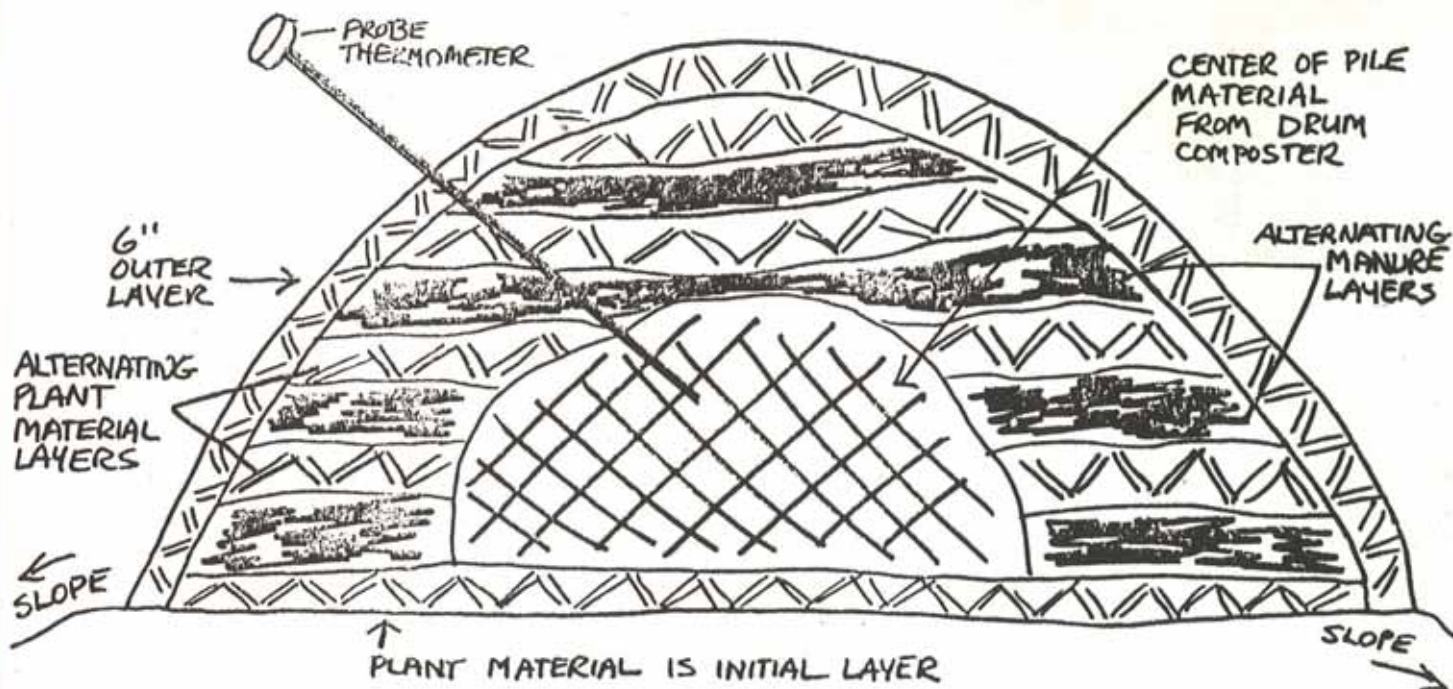


Figure 4

#### BATCH SYSTEM

The batch system is a method of hot composting the drum's ingredients before the one year storage cycle is completed. This is made possible by the high temperatures reached during the aerobic decomposition process; temperatures high enough to destroy pathogenic organisms.

Care must be taken to insure complete mixing of the compost pile as well as the proper ratio of ingredients.

First of all, only fresh manure, animal of course, should be used. This is mixed with five times as much straw or sawdust and wetted as the pile is built. As these ingredients are being layered (6 inches per layer), add a few shovels full of human compost per layer. This pile should reach a size of at least a cubic yard by the time all the ingredients are added together.

For effective heat to kill pathogenic organisms, the human portion must be placed near the

center of the pile.

The following steps must be followed religiously:

1. Turn the pile with a fork regularly at four day intervals;
2. Turn the pile by taking the outside and placing it within the center of the pile.

The pile must be hot and steaming every time it is turned until it is about twenty days old. Twenty-four days may be optimum. If a probe thermometer can be located, temperature monitoring is very helpful in determining if pathogens are being destroyed. Most pathogenic organisms are killed after exposure to 140°F for a few hours. Many days in a hot pile does the trick.

#### DRUM TOILET

The drum toilet uses the drum without the lid as the receptacle. The drum is sealed tightly against the plywood floor by means of a scissers jack. The jack sits on a dolly which rolls out for removal when the drum is lowered from the sealed position.

The dolly must be sturdy and have a smooth, hard surface to roll on.

All the vents and seals must be well made and tight. Again, two cups of sawdust follow each use. If too much liquid is observed\*, more dry sawdust must be added and mixed in until a

uniform moisture content without puddling is reached.

It is obvious that, in time,

\*The proper consistency is damp but not soaked so that it pools. A "rotten egg" smell is an indicator of pooling liquid and/or insufficient mixing.

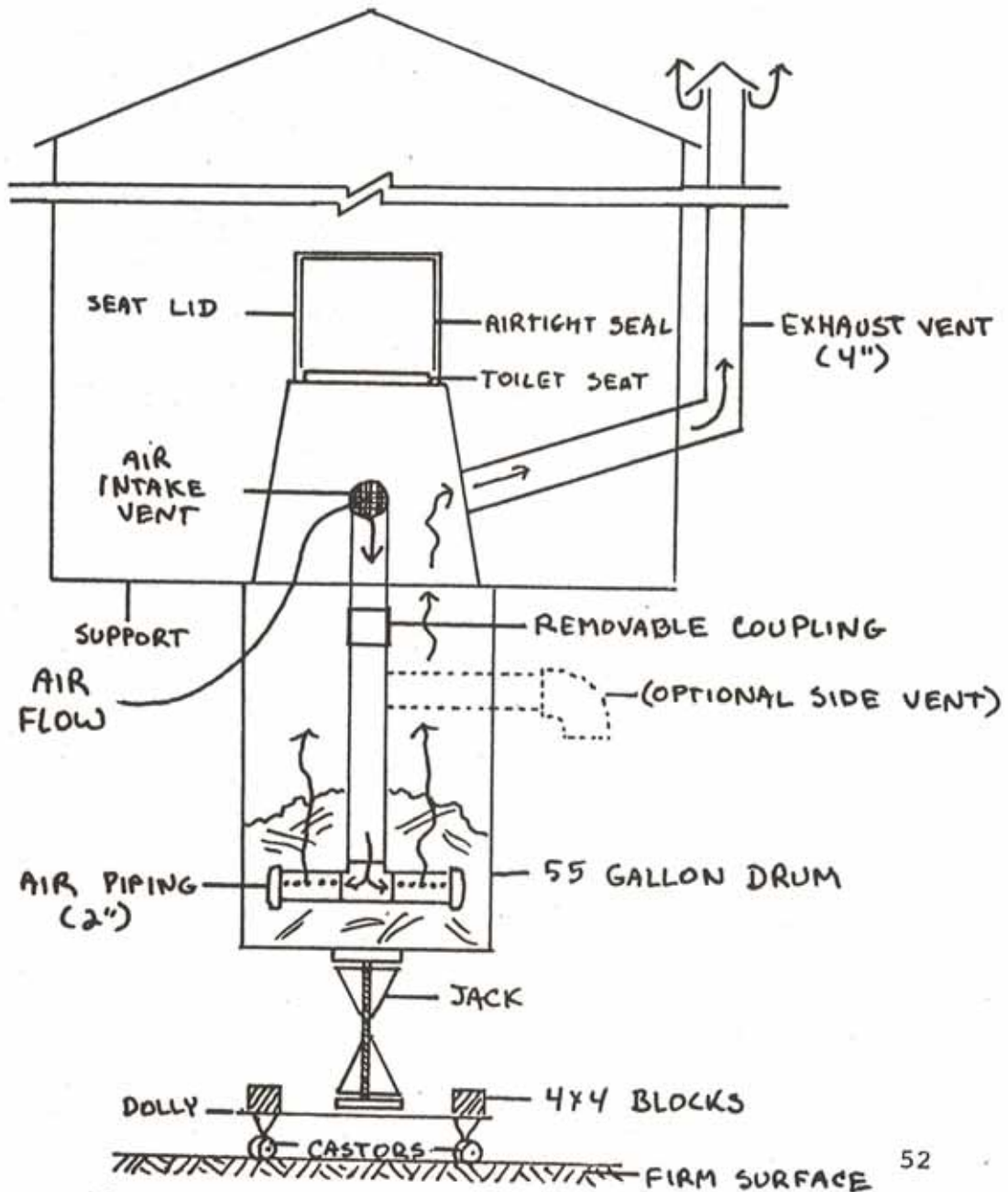


Fig: 5

more than two or three drums may be needed to complete all the cycles. For a yearly cycle, two drums per person is a reasonable estimate.

### COMPOSTER CONSTRUCTION

Drum privy construction is simple and inexpensive. The tools and supplies that are needed are:

#### Tools

1. Wire brush
2. Putty knife or square of corrugated cardboard
3. 2" or 3" paintbrush
4. Bung wrench or large pipe-wrench (bungs are the plugs which screw into the lid of the drum - bung wrenches are usually found at Army Surplus stores)
5. Brace and 7/8" bit
6. Hacksaw
7. Rags
8. Cans

#### Supplies

1. 1 gallon of asphalt emulsion
2. 1/2 pint of flat black Rustoleum paint
3. Paint thinner or gasoline
4. 18" of 2" PVC pipe (white pipe)
5. 2" male adapter
6. 3/4" inline drip system filter or two 90° Ells to make a "V" vent, with fly screen
7. 2-1/2 feet of 3/4" black polyethelene pipe
8. 2" x 8" piece of plastic fly screen
9. Two plastic rain caps (plastic champagne glass)
10. Tube of silicone seal
11. 55 gallon drum
12. Lid for 55 gallon drum
13. Lever-arm band for lid and drum.
14. Small can of PVC cement

Locate a good used drum with a tight fitting lid and band. Probably you will have to pay from \$2.50 to \$5.00 for the drum. Make sure the bung holes are the


proper size - the large one must have a 2" diameter, the small one a 3/4" diameter. Some bands have a bolt tightener - don't get those because they are too hard to remove. The lever-arm style is easy to find and easy to use.

Your drum will have had various solutions held in it. If the interior looks coated with a tarry type substance, a new coating is not necessary. Otherwise, clean it up with a wire brush and spread asphalt emulsion with a putty knife or cardboard inside the drum. Two coats are better than one!

The bungs should be removed from the lid.

Wirebrush the outside, bottom and lid, then paint with flat black Rustoleum. The black is important for solar heating of the drum; it aids the process of decomposition.

Cement the 2" male adapter to the 18" piece of 2" PVC pipe. Bore four holes into the top of the other end with the brace and 7/8" bit. With silicone seal,



DRUM COMPOSTER

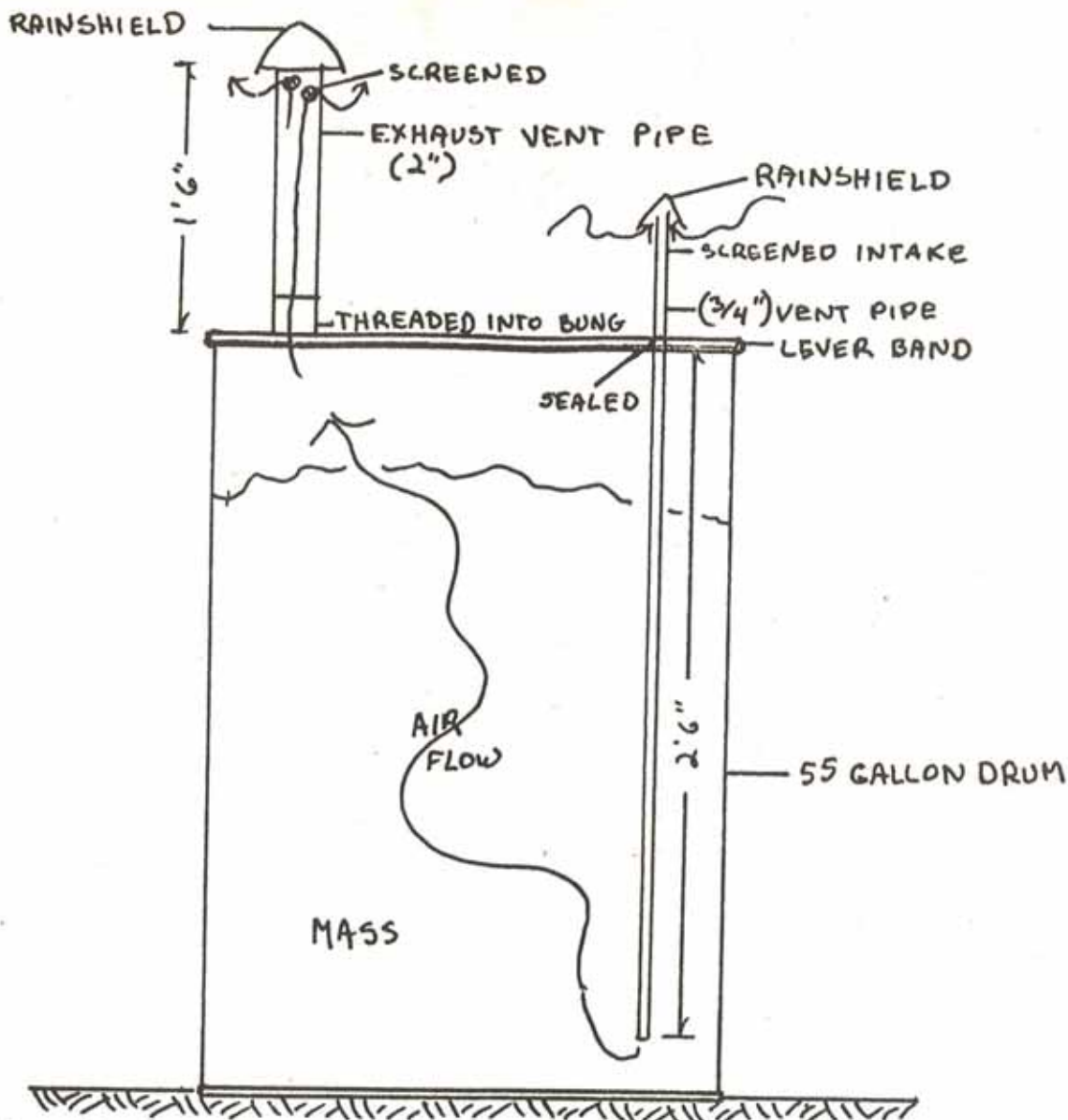


Fig. 6

secure the fly screen onto the inside surface of the pipe so that the holes are covered with screen but clear for air-flow.

Seal the rain cap onto the top of the pipe with generous amounts of silicone seal. The completed vent is then screwed into the 2" bung hole. This should be painted black also.

Attach the 3/4" polyethylene pipe to the drip system filter by a tight fit of one end into the pipe, sealed with silicone. The pipe slides into the 3/4" bung hole until about two feet or more is extending into the interior of the drum and a few inches stick out the top. This

is sealed into place with silicone underneath and on top.


The rain cap is sealed onto the top of the filter piece with silicone.

Band the lid and the drum together. If the lid has a loose fit, use up the tube of silicone seal and make a gasket all around the drum lid. The band compresses the drum to the lid. Sometimes, the lid comes with a ready made gasket.

Your drum is now ready for use. Tags or waterproof markers can be used for dating the full drum. Drums must be dated for storage.

# LIVE ON A BOAT

- \* HAVE FUN!!!
- \* CUT LAND COSTS!!!
- \* MAKE A LIVING!!!

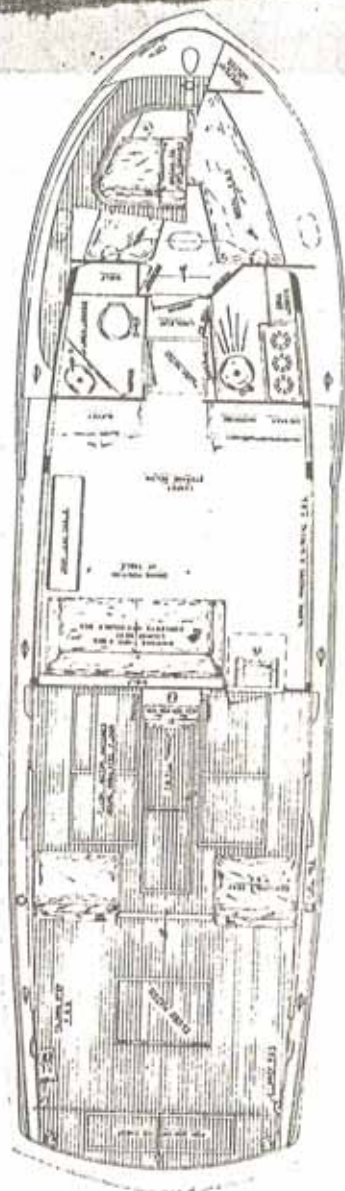


There are many older boats available for low prices. In fact, some are virtually free for the taking. Sure, they may need repair but if you are handy with tools, that's no problem. Also, new techniques and materials have made it simple to restore a hull to watertight integrity. (See Kaysite discussion elsewhere in this paper).

Boats as small as 25 feet can be used by one or two persons as a temporary or permanent home. The larger boats can provide for more people or simply additional space for the owners.

Among the many advantages are:

- LOW COST
- CAN MOVE TO ANY WATERFRONT LOCATION
- NO LAND TAXES TO PAY
- MINIMAL BOAT TAXES
- POSSIBLE INCOME FROM USE OF BOAT
- LIVING ON A BOAT IS FUN YEAR 'ROUND
- IT'S HEALTHY SINCE YOU CAN FISH, SWIM, SUN AND RELAX
- MEET NEW PEOPLE



Often you can obtain free docking in exchange for caretaking or watchman services. Then there are many old docks in places like the Delta where you can tie up for free. Furthermore, there are many anchorages where you can drop the "hook" and stay as long as you care to.

Utilities can be as low as you want. You can use a wood stove and find all the driftwood you need along the waterfront. With a solar photovoltaic power source, you charge your batteries with the sun. Fuel docks offer dumping stations for your holding tanks and you can fill up with water at the same time!

Keep a few crayfish traps in different locations and enjoy fresh water lobster anytime you wish. Troll while you travel and catch fish for dinner.

Like my friend Barnacle Bill, you can sail with "wind and tide" conserving fuel.

Obviously, the possibilities are endless...as endless as the waterways of the world! 55

## Your Own Tramp Freighter

If there is one pervasive dream that every corporate executive has it's to chuck it all, buy a small steamer, and set sail for the far horizon. Can this dream become a reality? Can a couple or small group experience the romantic life of a sea gypsy? Can the ultimate in privacy be achieved? Can you be in Rangiroa while that certified letter languishes in Raiatea?

Most people are astounded when they learn that a small, ocean going vessel can be purchased for less than the meanest, most miserable shack in drab Inglewood.

But here's proof—the three vessels shown on the next page are typical of what was offered in a recent issue of *Boats and Harbors*. The least expensive is twenty-six thousand dollars, and remember, that's the asking price. They might even take a trade of one of your white elephants.

My personal fantasy is to buy that 185-footer for seventy-five thousand and turn it into a floating publishing company. I'd sail it north in summer, say to the Victoria, British Columbia area, and south in winter—the Sea of Cortez around Mulege or Loreto. To help pay for fuel, I'd invite friends to join me on a joint-venture basis.

"THERE IS NOTHING,  
MY YOUNG FRIEND,  
HALF SO MUCH FUN  
AS MESSING AROUND  
WITH BOATS."

Mr. Toad in  
Wind in the  
Willows"

## Boat Acquisition Ideas

*Introduction:* Want to go to sea but don't have much money? Then use your creative abilities to acquire the vessel you desire. Several years ago, a friend wanted a large sailboat but could not afford to pay the full cost. So he sent his name to various insurance companies that provided coverage for yachts and asked to be notified if a large sailboat was "totalled." This means that the company pays off the loss because it is considered total and then resells the salvage. Shortly thereafter, the opportunity to bid on a 45-foot ketch occurred. It seems that the crane operator dropped this new boat and it broke in half—just like a big bottle since it was of fiberglass construction. My friend bid the most—\$15,000—and became proud owner of a luxury yacht in two big pieces. A creative man, he simply fitted the two halves together, strengthened the joint with reinforced aluminum ribs and lots of glass and ended up with a perfectly usable vessel. It was done so expertly, he was able to re-insure it! Total cost for the two hundred thousand dollar ketch was under twenty-five thousand dollars!

Not long ago, I bought two boats at a Berkeley Marina auction for just \$60. --a ridiculously low price, yes. But it happens all the time.

The same man also acquired a 75-foot coast guard cutter conversion for very little, made some repairs and sold it to me for \$10,500. I had a lot of fun with it until dry rot and a careless marina owner compelled it to be salvaged out. Even then it provided a source of materials for a handicapped person and a tax writeoff for me.

*Rebuildable Boats:* Send your name to casualty insurance carriers and ask to be informed of salvage bidding.

*Lease/Charter:* Make a deal with a charter or leasing company to operate the vessel on a joint-venture basis. This can be done with all kinds of boats from pleasure yachts to fish and workboats.

*Repair Specials:* Do as my friend did—find a boat for a low price and fix it yourself.

*Big Boats at Liberty:* There are big boats all over the globe, and many could be acquired on some equitable basis—joint venture, coop chartering, operation as a school for sailors, cargo vessels from one small port to another and so on. Often boats sit at their moorings simply because the owners don't know quite what to do with them or have been unable to sell them.




## Barnacle Bill

I met Bill when I was living aboard my own Coast Guard cutter converted to a house-boat. His cozy home was a Navy launch from Pearl Harbor days that he had found rotting on a mud flat. He patched the leaks, hosed it out and then proceeded to restore it to livability. Priority was a comfortable and spacious bunk that served as a couch in the daytime. Next was a compact galley with an oil-burning stove that could be converted to wood if the oil ran low. Bill loved the outdoors so most of the hull was open deck with an awning for shade.

He retired from a job as a therapist in a mental institution on a small pension. As he said, he could have struggled along paying high rent somewhere but preferred the life directed "by wind and tide." (Often, to save fuel, he would just let go the mooring lines and let the elements move him about; wherever night fell, he would cast his anchor and enjoy the unexpected scenery.)

I spent some time with Bill in the Delta region and we often discussed how easy it was to live a free life aboard a small boat.



AT LEFT: BARNACLE BILL IS ON BOARD HIS OWN CONVERTED NAVY LAUNCH MOORED TO HOLY TERRA'S COAST GUARD CUTTER HOUSEBOAT. IT IS HEARTWARMING THAT THESE FORMER VESSELS OF THE ARMED FORCES BECAME COMFORTABLE HOMES.

Comfort, economy and privacy through mobility are the strong characteristics of modern houseboats. With plentiful water, generators, holding tanks and such, they can provide every amenity that one is accustomed to in a home or apartment. Because they can be moored almost anywhere, the high cost of using land is eliminated. I know of many people who keep on the move and thus eliminate docking charges. Even if those are necessary, they are often much less than the rental of a studio apartment in some smoggy city.

Privacy is easy with a houseboat, since one can just touch the starter button and move on when noise, confusion or unwanted visitors appear.

Houseboats are usually restricted to quiet waters; inland bays, estuaries and rivers are perfect for these flat-bottomed craft. Fortunately, there are millions of square miles of waterways in these categories. The Inland Waterway on the east coast of the United States is one good example, while the St. Lawrence seaway between the U.S. and Canada is another. Personally, I recommend both the Georgia Strait area between British Columbia and Vancouver Island and the fabulous Sea of Cortez east of the Baja peninsula, Mexico. I've cruised both and want to go again soon.

In summary, a modest investment can assure far more privacy afloat than one can find ashore when that investment is in a floating home. Once you try life on the water, dry land will seem dull and unexciting. As one friend said, "living on the water is like being in a movie 24 hours a day." I agree one hundred percent. 57


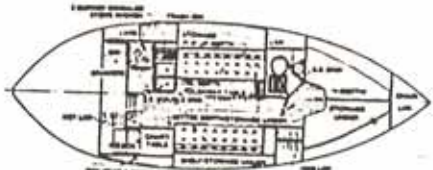
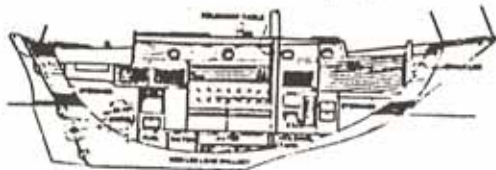
BELOW: LET'S SAY THAT A NUMBER OF HOMELESS PEOPLE LIQUIDATED ALL THEIR ASSETS...CARS, BACKPACKS AND SLEEPING BAGS AND RAISED ENOUGH MONEY FOR A DOWN PAYMENT ON A VESSEL AS SHOWN IN THE DRAWING BELOW. WHAT WOULD PREVENT THEM FROM NOT ONLY LIVING ON BOARD BUT EARNING A SUBSTANTIAL LIVING MOVING CARGO FROM ONE SCENIC ISLAND TO ANOTHER...ADVENTURE AND INCOME—WHAT A GREAT COMBINATION.

## FOR SALE M/V "LIKTANUR II"

LOA 118' Beam 26' Draft 8.1' 195 Gross, 120 Net Tonnage  
Steel hull, Diesel powered



EX U.S. NAVY YG vessel with superb fuel economy. Air-conditioned quarters, 40-ton hydraulic crane, 4 holds, large workdeck, latest radars and electronics, watermaker and much more. Present location: Kwajalein, MI.



I fell in love with this old railroad-company house barge. In the early part of the twentieth century, railroads provided much of the housing for their working people. And this was typical of the low-cost, self-propelled floating home that they built by the hundreds.

Now there are only a few left, and I could have bought this one complete with engine and living quarters for just five hundred dollars! I already had too much boat, so it slipped by. But I think of it often and fondly.



Here's a metal lifeboat just about covered with sand. It would take a bit of diligent digging to get it afloat, but, personally, I think it would be worth it. Those old steel lifeboats have been converted into some of the most comfortable floating homes I've ever seen. Because of their great stability, you can build both up and out. And if you keep them painted, there's no limit to their lifespan. And surely the price is right!



\$25,000. Work & Passenger 1946, 47' x 13' x 6', Heavy construction, 2" LL yellow pine planking & deck, 671 GM 3-1 red., 2 1/2" SS shaft, 300 gal. monel tanks, large cast bronze rudder, 10' x 10" low bit, owner retiring - Will consider outboard or similar exchange. **Bahrs Real Estate** (opposite Bahrs Restaurant), 1 Bay Ave., Highlands, N.J. 07732. 201-872-1600 - Attn: Al Bahrs

I OFTEN THINK OF COUPLES WHO ARE JUST ONE PAYCHECK AHEAD OF HOMELESSNESS BECAUSE THE RENT OR MORTGAGE THEY HAVE TO PAY IS SO HIGH.

WHAT IF THEY WERE TO SAVE UP A DOWN PAYMENT AND THEN BUY A BOAT SHOWN AT LEFT.

THIS ONE HAS PLENTY OF LIVING SPACE FOR A FAMILY AND COULD BE SAILED TO ALMOST ANY LOCATION. THERE ARE DOZENS OF WAYS TO EARN INCOME.



BOAT LAYOUTS AT LEFT PROVE THAT YOU CAN HAVE LOTS OF ROOM EVEN ON A SMALLISH BOAT. 58

## Fixing Up Old Boats

There's a method that has been used successfully by many fishermen that's cheap and effective. Haul the leaky old hull out of the water and clean it by scraping or sandblasting. Then staple on several layers of chicken wire, about half-inch mesh. Then plaster the boat with a thick layer of very sticky, almost-dry cement. If you have a friend with a gunite rig (blown cement), you can use that method. But either one works. Keep the setting cement damp until it cures—several days. When you re-launch it, you shouldn't have any more leaks. This can save boats that would otherwise be lost to the chainsaw gang.

Once the hull is dry, you can make it livable for a peanut budget. For example, many rug dealers will give you rugs that they remove from homes. Cut out the worn spots and use the balance to give yourself a wall-to-wall carpeted cabin. Since boats are usually quite small, you don't need much furniture; often plenty of big pillows and back rests will make a snug living area. Cooking facilities can be as simple as a one-burner stove run by gas or kerosene, and lights can be 12-volts recharged by a small generator or, if you have some bucks, the new solar cells.

The best way to see how to live aboard cheaply is to visit people who are already doing it. You'll learn all the shortcuts as to furnishings, utilities and food.


There's a very large subculture in America that lives afloat, and they've generated a large inventory of valuable information on low-cost shelter. To me, waterborne living is one the best ways to enjoy life with little money. I recall one summer when friends and I were living on the old Flying Goose and we discovered we were spending less than twenty-five cents per day per person for *everything!* That was food, utilities, entertainment...the works. So I know that it can be done!

## Freedom Afloat

The cost of land in buildable areas has sky-rocketed. Even the smallest, meanest little old lot can cost 30, 40 or 50,000 dollars. At even moderate interest rates, the payments on the lot plus a house goes beyond most people's ability to pay. So what's the answer? Simple, forget the land...try water.

The earth is about three-fifths water with millions of acres of quiet, usable, protected inland waterways. So why pay a fortune for a scrap of polluted land in some crowded area when you can roam waterways free aboard a floating home?

## Free Boats Can Be Found in Many Maritime Locales



It's lots of fun to wander around in the backwaters of a harbor or in a scenic area like the California Delta. At left is a plywood cruiser complete with engine. I checked the wood, and it was still good. Very little would have to be done to turn this derelict into a livable home...most of the work is cosmetic rather than repair. One quick fix for a boat of this type would be to put a camper on it. That way you'd have a livable home pronto.

## Other Places

In the eastern United States there are far more places to tie up your floating home, and this takes some of the pressure off water lovers. For example, the Inland Waterway which reaches from New York to Florida has thousands of protected bays, inlets and canals where small boats may tie up without anyone's feathers being ruffled. It's also possible to find this relaxed watery real estate along major rivers such as the Mississippi and Missouri. Even in crowded California there's many good spots along the Sacramento and San Joaquin, particularly where they form the 1500-square-mile Delta region between San Francisco and Stockton.

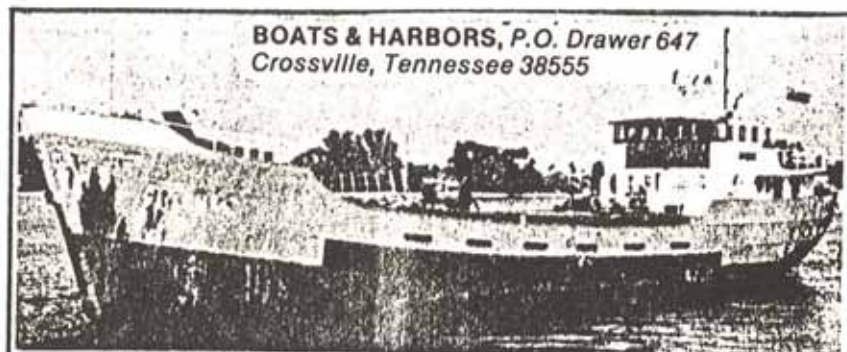
Creative people often combine boats with shore living in a pleasant mixture that offers the best of each. Up the Napa River north of Vallejo in California there is a meandering community of mostly retired people who have built small places on stilts. No one seems to mind since the land is marshy and unusable otherwise. The clannish group lives half-ashore, half-afloat, finding much of their provender in the river. Fish, clams, crayfish and other fresh- and salt-water foods are theirs for the taking. With no rent to pay, they can afford to buy gas for their small vessels and thus enjoy boating at its lowest cost.

I recall meeting a man who had been reduced to a pittance after a disaster in business and another in marriage. He told me that he lived for almost a year on an uncharted island in the Delta using his rowboat to fish and dig clams. His only expenditures were for oil, salt and kerosene for his lamp. He built a shelter of driftwood and found his recreation in a battered guitar and the stars.

## Finding Old Boats

For many years I lived aboard an old Coast Guard cutter converted to a houseboat. In the process I learned how easy it is to obtain old boats. Many marinas have a back lot where boats that have been put on blocks are stored. Often the owners lose interest, and the boats decay. You can buy these for storage charges and often get them for free—the marina managers just want them out of the way. I once bought three old boats for \$50 and one was a restorable, 30-foot fishing boat.

Also check out the backwaters of harbors. Boats that have been leaking a lot are often towed to a sand bar and parked. If abandoned, you can check the numbers and ask the owner if you can take possession. Check with insurance companies in your area. Often boats are sunk or burned and can be obtained for few dollars or even salvaged for free.



**BOATS & HARBORS, P.O. Drawer 647**  
Crossville, Tennessee 38555

### **INTER ISLAND OR COASTAL FREIGHTER**

Caymen Island Flag - Dimensions 157' x 25' x 10.3 - Single decker - 460 DWT - 9.47' draft - 23,728 bale. Built Holland 1962 - In class - 2 Hatches 36' x 18.5' each. 300 H.P. Brons diesel. Speed 8 knots. 7 Ton crane. Auxillary generators. Sale - Or will consider. Trade for Real Estate or Sailboat.

**McGraw Commercial Equipment Co., Inc.**

7200 E. Fifteen Mile Rd. - Sterling Heights, Michigan 48077 313-977-0400



THERE WAS A BOAT THIS SIZE ADVERTISED AT THE OYSTER POINT YACHT BASIN FOR ABOUT \$3,500. OLD WOODEN BOATS ARE HARD TO INSURE AND THUS OFTEN GO FOR BARGAIN PRICES. CHECK THE OLDER MARINAS

#### SOME INSTANT BOAT SHELTER IDEAS PROLOG...

The little seaside village of Moss Landing is old enough to be called quaint. Many people call it home from the low-cost vantage point of a wheeled vehicle. You'll see trailers and campers in many back and sideyards and when the sheriff permits it, vehicles on the dead-end street of the "island." Moss Landing is typical of fishing villages along the California coast in that there is a relaxed lifestyle born of the independent nature of the fishing industry. Try Half Moon Bay, Bodega Bay and Noyo and you'll find the same ambiance. Moss Landing has one great advantage...it's near the rich farmlands around Watsonville so that fresh vegetables are available all-year-round. Check the many produce stands for bargains or throw-aways. Between these possibilities and the chance for free or inexpensive fish plus the opportunity to live in one's trailer or camper and you have one of the best ways to beat the high cost of housing. I know, I live there!

#### BEACHED BOATS

The high cost of maintenance has made a lot of boats into landlubbers. All along the California coast you'll find boatyards with all kinds of vessels up on the blocks. Interestingly, this has helped alleviated the housing shortage since one can occasionally make a deal to live on one of these boats in exchange for services or a little cash. It's not hard to find a plug for your heater or stove in a boatyard area and there are usually waterhydrants around nearby. If you don't want to use the facilities toilets, then latch onto a Portapotty. Boats, large and small, make find living quarters for these tough times since they are compact and easy to heat. Many have tiny galleys and cozy focsles to make life pleasant and easy not to mention, almost free.

Incidentally, where neighbors might object to a trailer or camper in a driveway, they almost never complain about a boat. Don't ask me why, but it's true. So if you can find someone amenable to having a boat on their premises, go for it!

#### SHARE A BIG ONE

In publications like Boats and Harbors (Crossville Tenn.) you'll often find ads for large coastal freighters. Why not get together with your friends and buy one. Then you can enjoy that dream of all dreams...sailing away aboard your own boat to the fabled islands of the world. Often the cost of a boat is less than a tickytacky tract house! Ex-Navy people should love this plan!!

#### TRAILERABLE BOATS

I can't think of a way to beat the big mortgage that would be better than this. Buy a boat small enough to trailer and large enough to live on..there are many available including several that have been designed especially for this purpose. Now all you need is a stout truck to haul this living/adventuring rig around. Just think of the possibilities! You could spend the summers in the blue-green waters of Georgia Strait off British Columbia and the winters enjoying the warm currents of the Sea of Cortez. Anyplace that had water would be your home including such legendary lakes as Tahoe and Shasta. And don't forget our vast and fascinating Delta region east of SF. There you'll find an entire population of "river rats" living it up as tho it were 1885 instead of 1985!

#### WORKBOATS

A friend of mine near Antioch has built himself a strong little workboat from a WWII landing craft. Now he not only has a place to live, he has a means of earning a living. He uses the Waterdog to salvage sunken boats and makes a comfortable living when and where he wants.

You can do the same if you're mechanically inclined. A couple with the same love for the outdoors would be ideal for an arrangement of this kind.

#### DERELICTS

Almost every waterfront area has its share of abandoned boats...vessels that have apparently outlived their usefulness. However, with modern techniques such as the Kaysite process, it may be possible to restore an old boat and create a floating home for yourself. Many people have been successful in this type of venture and you'll find them in such places as Gate Five in Sausalito and scattered around the Delta region. It's surprising what one can do with a few dollars worth of nails and a lot of driftwood. With added imagination, an old hull can be a charming year 'round home for you and your family!

#### SUMMARY

Imagination...that's the key. Just meander along the waterways and let your mind dwell on the possibilities that lie dormant in many aquatic structures..boats, waterfront sheds and similar items can become delightful sea and riverside homes for the adventurous and resolute. It's being done..you can do it too! 61

young people had settled on the island, built themselves a rustic house, planted a huge garden, and were enjoying a pioneering lifestyle without payments or taxes. I have found similar islands in the vast California Delta between San Francisco and Stockton. Here, islands, from as little as a city lot to some that number acres, are homes to people who have no other. Sometimes their home floats, and they merely use the island for moorage and for garden space.

In travels throughout the largely unpopulated west and Canada, we have found any number of places where living on an island or otherwise unclaimed, unregistered land is not only possible but feasible. So I suggest that you simply travel to an area where you would like to live and start checking around.

## Gate Five

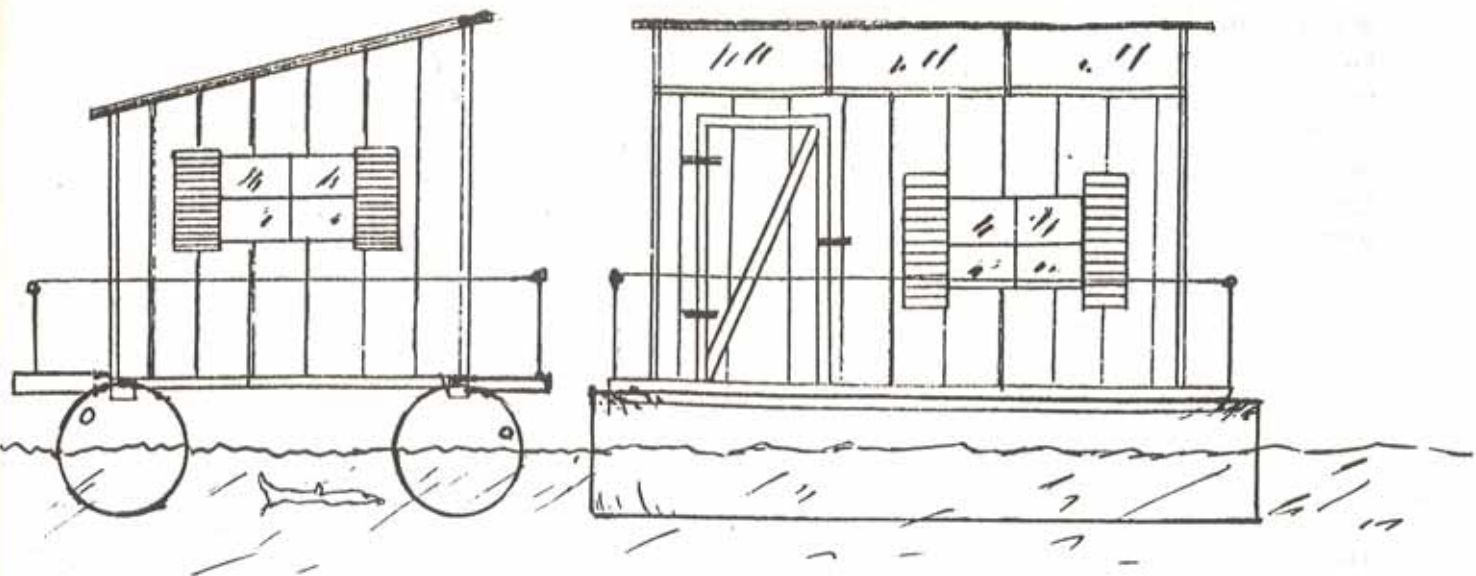
Gate Fivers live aboard all manner of floating stock from restored yachts to virtual derelicts in their community near Sausalito, California. But it's a community where there's more life per square yard than in most other places. Dogs, cats, kids and far-out architecture plus a strong arts and crafts orientation make this floating city a vision of some past or future age—an age when life was totally unstructured and free. Incidentally, I found another small, but similar floating community in the mouth of the Umpqua River near Reedsport, Oregon. Here I found full-size houses built aboard old barges and floats of cedar and redwood logs. Most residents were quite old, enjoying what may be the last of a water-borne village.



Houseboats are a constant source of vital, interesting living. One never grows tired of the play of waterlights on the ceiling or the slap-slap of wavelets on your "foundation". Jump in for a swim on a sunny day or take a row or paddle in your boat anytime. Keep a fishing line or two going off the portside and even plant a garden in raised beds or old pots. A houseboat is never really finished. You can build on to it as the mood directs. In many water-side communities there are no restrictions as to style or construction so your creative bents can be fulfilled.

The little shingled charmer at left has two stories, dormers and a spacious porch...all of it gently rocking when a boat passes.

IF YOU HAVE EVER DREAMED OF LIVING LIKE HUCK FINN, TOM SAWYER AND BECKY THATCHER, FLOATING DOWN SOME LAMQUID RIVER, FREE OF URBAN CARES, THEN THIS CONCEPT SHOULD BE OF INTEREST. REMEMBER, IN MANY PARTS OF THE WORLD, LIVING AFLOAT IS NOT ONLY COMMONPLACE, IT IS HIGHLY DESIRABLE.



### THE FLOATING MINIGRANNY...

In the event you find land inhospitable, remember that the earth is 3/5ths water. So put some irrigation pipe floats under your minigranny and push it into the bay, river, delta, slough or estuary. You'll find plenty of isolated places to tie up to a willow tree or anchor in some remote bay.

I lived in the California Delta for many years and was never hassled by anyone...and my floating barge was BIG!

So, forget landlords and rent, bankers and mortgage payments and take to the water for free. Even if you rent a slip it will be a lot cheaper than some sleazy, noisy apartment.


### Liveaboard/Income Combinations

Several years ago while living on my own 75-footer, a friend suggested that we take a group on tour. An ad in a San Francisco paper yielded a capacity load. We asked for a twenty-five dollar donation to cover meals and fuel, and that worked out just fine. Everyone had a great time during the three-day, two-night cruise of the San Pablo Bay and Napa River areas.

**STORAGE CONTAINERS**  
USED OCEAN CARGO CONTAINERS

**TRAILER VANS**  
USED — FOR SALE OR RENT

THE ULTIMATE ANSWER TO YOUR STORAGE PROBLEM  
VIRTUALLY VANDAL PROOF



SIZES  
8'x8'x40'  
8'x8'x20'

Aluminum or Steel  
with Super Strong Floors

We Can Deliver  
And Place On  
Ground. Use it  
Immediately.  
Mini Storage  
On Your Own  
Property.



8'x9'x27'

REFRIGERATED UNITS AVAILABLE NO SITE PREPARATION REQUIRED

800-523-0608 in Calif.  
800-624-8045 outside Calif.

**BUY OR RENT**



A FRIEND OF MINE  
HAS A GREAT IDEA—  
JUST PUT ONE OF  
THESE STORAGE  
CONTAINERS ON  
FLOATS. THEN,  
ADD WINDOWS AND  
DOORS AND WHAT  
EVER FURNISH-  
INGS YOU WISH  
TO PROVIDE A  
LOW-COST, LONG-  
LASTING HOME  
AFLOAT!

# Gold Mines

5 PLACER CLAIMS totalling 107 acres with approximately one mile of stream. Canyon Creek, Trinity County. Paved access, two residential units, 20'x40' shop, current operating plan. (707)275-2895. cSJun1

IF YOU ARE HOMELESS, CONSIDER JOINING FORCES WITH SOMEONE WHO OPERATES A GOLD MINE. OR YOU CAN FILE A CLAIM FOR 20 ACRES YOURSELF. COMPLETE INFORMATION ON THIS SUBJECT IS AVAILABLE FROM THE U.S. DEPARTMENT OF THE INTERIOR, WASHINGTON DC 20402.

GOLD MINES CAN BE FOUND IN MANY STATES ESPECIALLY IN CALIFORNIA WHERE THE LEGENDARY MOTHER LODE IS LOCATED. THIS REGION, REACHING FROM MARIPOSA IN THE SOUTH TO DOWNIEVILLE IN THE NORTH, IS STILL AN ACTIVE GOLD PRODUCING AREA WITH MANY MINES OPERATING. AND THE OLD TIMERS WILL TELL YOU THAT MOST OF THE GOLD IS STILL IN THE GROUND!

A GOOD SOURCE OF INFORMATION ON THE ENTIRE SUBJECT IS THE CALIFORNIA MINING JOURNAL, PO 2260, APTOS CA 95001. COPIES OF THEIR MAGAZINE MAY BE FOUND IN LARGE MAGAZINE STORES OR WRITE TO THE PUBLISHER. A YEAR'S SUBSCRIPTION COSTS \$15.00. HERE ARE SOME TYPICAL ADS FROM A RECENT ISSUE REVEALING THAT MINING CLAIMS CAN OFTEN BE BOUGHT FOR WHAT A MONTH'S RENT WOULD BE IN SOME SHABBY PART OF A BIG CITY. AND THINK OF ALL THAT FRESH AIR YOU'LL BE BREATHING.

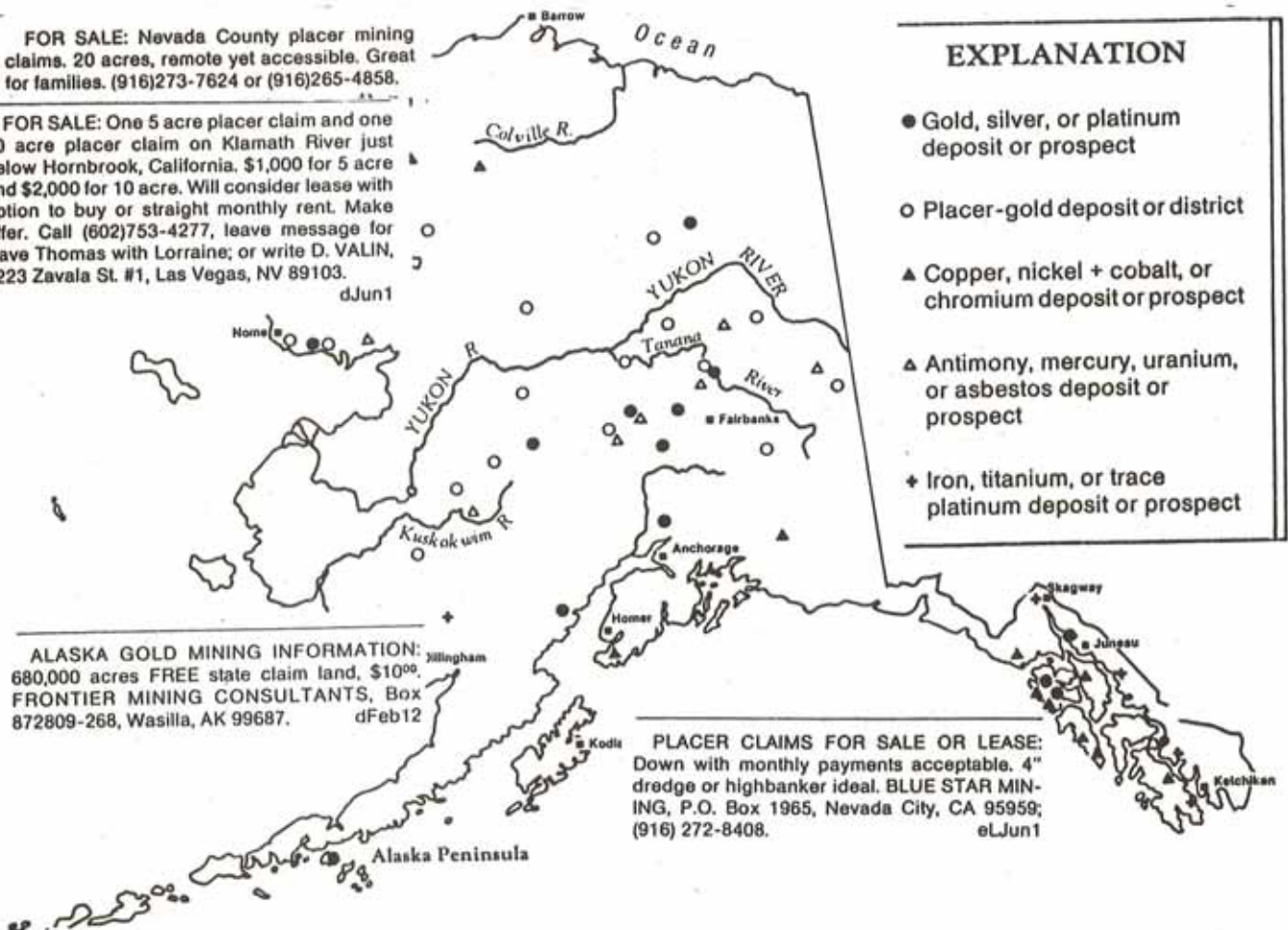
FOR SALE: Nevada County placer mining claims. 20 acres, remote yet accessible. Great for families. (916)273-7624 or (916)265-4858.

FOR SALE: One 5 acre placer claim and one 10 acre placer claim on Klamath River just below Hornbrook, California. \$1,000 for 5 acre and \$2,000 for 10 acre. Will consider lease with option to buy or straight monthly rent. Make offer. Call (602)753-4277, leave message for Dave Thomas with Lorraine; or write D. VALIN, 4223 Zavala St. #1, Las Vegas, NV 89103.

dJun1

ALASKA GOLD MINING INFORMATION: 680,000 acres FREE state claim land, \$1000. FRONTIER MINING CONSULTANTS, Box 872809-268, Wasilla, AK 99687. dFeb12

PLACER CLAIMS FOR SALE OR LEASE: Down with monthly payments acceptable. 4" dredge or highbanker ideal. BLUE STAR MINING, P.O. Box 1965, Nevada City, CA 95959; (916) 272-8408. eLJun1



## EXPLANATION

- Gold, silver, or platinum deposit or prospect
- Placer-gold deposit or district
- ▲ Copper, nickel + cobalt, or chromium deposit or prospect
- △ Antimony, mercury, uranium, or asbestos deposit or prospect
- + Iron, titanium, or trace platinum deposit or prospect

ALASKA IS STILL A FRONTIER OFFERING MANY OPPORTUNITIES TO THOSE WITH A RESOLUTE CHARACTER AND WHAT PIRSIG CALLS "GUMPTION". AND AS MAY BE SEEN THERE ARE MINERAL VALUES SCATTERED THRUOUT OUR LARGEST STATE. 64

## A Good Place to Live, and an Income Too

Few Americans are aware that the 1871 mining law is still in effect. This law provides that any U.S. citizen can claim twenty acres of public land as a mining claim subject to a few simple stipulations. First of all, the land you claim must be open to mining. But don't worry, there are millions of acres, most of it in the west, that fall into this category. Second, you have to have a serious intent to actually create a mineral claim and work it. For example, if you have a gold placer mine in the high Sierras, you have to show that you're making a diligent effort to find gold and that according to the "prudent man" rule, there is a likelihood that gold is available. Third, you have to do the equivalent of \$100 worth of work a year. As long as you abide by these major conditions, there is absolutely no reason why you cannot live on and work in your own mining claim...after all, there are tens of thousands of active mining claims in the U.S.

I recently visited a claim in the high Sierras where the owner asked me not to give its location. I went in to a hand-dug tunnel with this doughty miner, and with his flashlight he showed me what is called "jewelry-grade" or "specimen" gold. This means that chunks of almost pure 24-carat gold festooned the ivory-like quartz. He had worked this mine for many years and took out only what he needed to live. He was not a greedy person, and I know from friends that he shared his wealth with others less fortunate.

I'm telling you this story to prove that active and prosperous mining claims do exist and that, if you're one of the lucky ones, you too may find one. Incidentally, I encountered a similar situation on the banks of a Mother Lode river. Here a young couple had taken over an abandoned mining claim and were making enough money to pay the bills with just a few hours work per day.

This brings up an important point—if you don't want to go out prospecting, just go to the recorder's office in the county of your choice and ask to look through the list of mining claims that have been abandoned. The recent boom in the price of gold and silver has made this type of claim scarce, but keep in mind that claims are constantly being abandoned as the owners lose interest, move away, die or otherwise let them go.

Even fewer people know about what is called the five-acre mill site. This is discussed in the same 1871 mining law. In an area where mining is or may be conducted, it is legal to claim five acres of public land to erect a facility for milling any kind of ore. You see, most ore has to be reduced in size before the minerals can be extracted. So crushers and stampers become an integral part of routine mining operations. If you build a mill site and hang up a sign, you will be fulfilling the majority of requirements for claiming the five acres on which it is built.

While traveling through southern Nevada, I discovered a mill site that had just been claimed. The claimants had selected a favorable location adjacent to an abundant flow of hot mineral water. They had already built a loading platform and brought in electricity. I am sure their next step was to drill into the source of the mineral water so that they too would have a bountiful supply. Once a mill site such as we have described has been established, it's only natural that you would want to build an administration building, including living accommodations. If you happen to like tomatoes, chilis and beans, you could certainly plant a garden out back. And since you would be guarding your property against vandals, you would simply have to stay there all year round. By the way, after you've improved your mill site, you can apply for a "patent" on the land, which is simply legalese for full title. Once this has transpired, the mill site is yours forever, and you can sell it, rent it, give it to your heirs or do anything that's normally done with real estate.

\* YOU DON'T NEED A HOME  
ADDRESS TO FILE..USE  
A FRIENDS.

### Build This 12-Volt Automatic GOLD Panning Machine

THE MOST VALUABLE TOOL YOU CAN OWN FOR GOLD PROSPECTING... ANYONE CAN BECOME AN EXPERT PANNER WITH TEN MINUTES PRACTICE! IT CAN PAY FOR ITSELF IN GOLD THE FIRST DAY.  
BUY IT IN KIT FORM OR READY-TO-USE. OR BUILD IT FROM SCRAMBLED PARTS USING MY 68 PART-PHENOMENON! ONLY \$5.99.  
SEND STAMPED, SELF-ADDRESSED ENVELOPE FOR MORE INFO. F. NICCOLLS Box 1000-219, LAS VEGAS, NV 89101



### Build Your Own Trommel

For less than \$500 with new parts, \$200 or less with used parts. Washes gravel, mud and clay with ease. Trommel holds 3 cubic feet on up. 75 to 100 lbs. black sand trap. Build it in less than two days, take it anywhere a jeep or truck will go. Complete drawings & instructions \$20.

J.F.B. INDUSTRIES  
P.O. Box 513, Darby, MT 59829  
Money Orders Only

HIRING! Government jobs—your area. \$15,000—\$68,000. Call (602)838-8885, ext. 8169. aNSep2

SMALL MELTING FURNACES AND FOUNDRY equipment, gas fired, 110V AC-DC blower, five models, 3-50 lbs. red brass. Free literature. PYRAMID PRODUCTS CO., Dept. MJ-1, 3736 South 7th Ave., Phoenix, AZ 85041. cAug17

GOLD EXPEDITION: Needed—approximately 300 serious adventurers for crew and/or investors to participate in a dredging project of a very rich ancient placer, located in one of the largest gold bearing regions in the U.S. Your dreams of adventure and gold will be realized on this expedition. For more information, send self-addressed stamped business envelope to: R. BIENEMANN, 28900 Highway 60, Moreno Valley, CA 92360. eJun17

EIMCO Model 911 L.H.D., good machine, 320 hours on rebuild. Located in Arizona, \$12,000. (602)453-7305. eHAug3

MOTHER LODGE: Patented and unpatented—safe, lease or partnership. 280 acres. (209) 989-2368. dLSep2

FOR SALE: Placer claim (Bull Creek), near Coulterville, California. (619) 745-8713. cFSep2

TREASURE: Locate quarter mile away with ultrasensitive locator — free brochure. CARL ANDERSON, Box 270270-XC, Tampa, FL 33688. gMar17

OLD STOCK CERTIFICATES: Worthless or cancelled — wanted! Write: KEN PRAG, Box 531CM, Burlingame, CA 94011. iDec17

LEARN PROSPECTING—We offer a complete correspondence course. Membership in UPI also includes our bi-monthly educational booklet "Locating Gold". Stamp please. UNITED PROSPECTORS, INC., 166 West H St., Benicia, CA 94510. dDec17

BUYING PRECIOUS METAL ORE CONCENTRATES: Payment in 30-45 days on recovered gold, silver, platinum, palladium and rhodium. (302)454-3667. aBSep12

### RENT-A-CLAIM

Only have a week or two to dredge? Rent a claim! Locations on major rivers and creeks with good history. Enjoy your vacation; easy access or remote, you choose. From \$150. Call (916)272-1053. gLMartf

FOR SALE: Placer mining claims, Nevada County tertiary channel auriferous gravels. Most 40 acres. \$500 to \$10,000. (916)367-3192. eWJuntf

FIRST TIME OFFERED: Two claims on South Stanislaus River. Well documented, accessible area. \$1,000 ea. + fees. JOHN E., (209)984-4105; P.O. Box 894, Jamestown, CA 95327. gJun2

## Mineral and Metal Prices

Most prices quoted  
May 10, 1988

Courtesy Dean Witter Reynolds

Aluminum, lb., 99.5% .....	\$1.09
Antimony, lb., 99.5% .....	\$1.10
Beryllium Beryl ore, s.t.u. ....	\$82.00
Chrome ore, Transvaal, mt 44% ..	\$43.00
Cobalt (fine powder), lb. ....	\$16.75
Copper, domestic, lb. ....	94¢
Gold, oz., N.Y. ....	\$446.65
Lead, lb. ....	34¢
Magnesium, lb. ....	\$1.31
Mercury, flask 76 lb. ....	\$350.00
Molybdenum, dealer oxide, lb. ...	\$3.71
Nickel, lb. ....	\$8.00
Osmium, troy oz. ....	\$625.00
Palladium, troy oz. ....	\$122.00
Platinum, troy oz. ....	\$530.00
Rhodium, troy oz. ....	\$1230.00
Silver, troy oz. ....	\$6.42
Tantalum (spot ore), lb. ....	\$35.00
Tin, lb. N.Y. dealer ....	\$3.18
Tungsten ore, Wolf, s.t.u. ....	\$59.00
Uranium, concentrate, Nuexco's Exchg. value, \$ per lb. U <sub>3</sub> O <sub>8</sub> .....	\$16.15
Zinc, lb. ....	41¢

Gold production in 1987 is estimated at 229,706 troy ounces, up 44 percent in volume and 71 percent in value from 1986. Ninety-seven percent of the gold—or 223,200 ounces—was produced by 199 mechanized placer mines. The increase in production is due to expanded operations at several large projects. The 10 largest gold mines produced 133,229 ounces—or 58 percent—of the state's total gold

"GOLD IS WHERE YOU  
FIND IT"

WITH GOLD AT ABOUT \$400 PER OUNCE, IT BECOMES FEASIBLE TO MINE IT IN FORMERLY MARGINAL TERRITORY. AT LEFT IS A CURRENT REPORT ON ALASKAN GOLD REVENUES.

ONE OF THE GREATEST ADVANTAGES OF A GOLD MINE CLAIM IS THAT YOU CAN LEGALLY BUILD A CABIN AND LIVE ON THE LAND AS LONG AS YOU FULFILL A FEW STIPULATIONS. FOR EXAMPLE, YOU MUST SHOW AT LEAST \$100 WORTH OF IMPROVEMENTS PER YEAR. ALSO, YOU MUST RELATE YOUR LIVING ON THE LAND TO GOLD MINING..NOT JUST SQUATTING WHICH MAKES THE BUREAU OF LAND MANAGEMENT AND THE FOREST SERVICE SOMEWHAT ANTSY.

IF YOU GO INTO THE GOLD MINING REGIONS OF THE WEST, YOU'LL FIND MANY HAPPY PEOPLE ENJOYING THE BEST OF NATURE AND A COMFORTABLE INCOME FROM THEIR GOLD MINING EFFORTS. MANY HAVE BEEN THERE ALL THEIR LIVES.


THERE IS MORE THAN JUST GOLD TO SEEK...AT LEFT IS A LIST OF CURRENT PRICES OF OTHER MINERALS. SO YOU ARE NOT RESTRICTED IN CLAIMING LAND TO JUST GOLD..YOU CAN MAKE A 20 ACRE CLAIM BASED ON OTHER MINERAL VALUES INCLUDING ALL THOSE SHOWN AT LEFT.

NOT LONG AGO I WAS TRAVELING IN SOUTHERN BRITISH COLUMBIA AND MET A MAN WHO HAD PANNED ABOUT \$500 WORTH OF GOLD NUGGETS FROM A STREAM NEAR LILLOET, A VILLAGE ALONG THE FRASER RIVER.

IT'S OBVIOUS THAT THERE IS A LOT OF GOLD STILL TO BE FOUND. I WISH YOU LUCK.


OH YES, YOU CAN LIVE IN A CAMPER OR TRAILER ON YOUR MINING CLAIM..MANY MINERS DO. THEN IF THE CLAIM IS NOT SUCCESSFUL, YOU SIMPLY MOVE ON TO THE NEXT ONE.

Happy and prosperous miners earn about \$75.00 per day per man loading their Long Tom with sorted material dug from a pit in the center of the playa at Conselancia. A water pump supplying wash water through an old fire hose makes the work a lot easier.



### 5" TRIPLE SLUICE DREDGE

Larger and more efficient recovery systems for super-fine gold and gem recovery. New high stability modular flotation system features, four individual pontoons and collapsible frame. Model 5538P \$1995. With twin Honda 5 h.p. for more power, versatility and efficiency. Model 5534PH \$2395.00. Many other engine options available.



### NEW SUPER HIGH BANKER 3" OR 2 1/2" COMBINATOR DREDGE

New hopper design with spray manifold, larger sluice box, adjustable independent legs and double classification. Easily converted from a high banker to the most efficient portable dredge developed yet. Available in four models from \$579.00.

ONE OF BEST SOURCES OF INFORMATION AND SUPPLIES IS KEENE ENGINEERING. THE ADDRESS IS BELOW.

### NEW IMPROVED COMPACT 4" DREDGE

This economical unit combines lightweight mobility with high production. Equipped with the high performance P-180 pump and pin lock flotation assembly for quick and easy set up. Model 4405P \$1150.00. Optional Honda engine - \$145.00.

**SEND FOR YOUR FREE 1988  
KEENE ENGINEERING CATALOG**  
The world's largest manufacturer/  
distributor of portable mining  
equipment.

GOLD MINING IN THE 1980's



**GOLD MINING IN THE 1980's**  
The complete gold mining manual. From traditional methods to electronic prospecting — covers the most advanced mining techniques of the 1980's. Fully illustrated. 260 pages. \$15.95.

**THE GOLD DIVERS' HANDBOOK**  
An illustrated guide to the hobby of underwater gold prospecting. Dredge characteristics, placer geology, Hookah diving, mining laws in easily understood language. 239 pages. \$7.95.

**ADVANCED DREDGING TECHNIQUES**  
For the serious Gold Dredgers — "do's & don'ts" and tricks of the trade — many pictures, diagrams and illustrations. 240 pages. \$7.95.

**ADVANCED DREDGING TECHNIQUES Vol. 2 — part 1**  
Finding and recovering pay streaks, sampling and dredging procedures, claims and partners. many photos and drawings. 176 pages. \$7.95.

**ADVANCED DREDGING TECHNIQUES Vol. 2 — part 2**  
Succeeding at a gold dredging venture — boulder moving and winching, cleaning up fine gold, cold water diving, legal scene, new areas — Canada & Alaska. Many photos and drawings. 164 pages. \$7.95.



**ADVANCED DREDGING TECHNIQUES**  
VOLUME 2 — PART 1



**ADVANCED DREDGING TECHNIQUES**  
VOLUME 2 — PART 2



#### KEENE ENGINEERING

9330 Corbin Ave. • Northridge, CA 91324 • (818) 993-0411

- Please send me your FREE CATALOG
- "GOLD MINING IN THE 1980's" — \$15.95 enclosed (CA residents add \$1.04 tax)
- "THE GOLD DIVERS' HANDBOOK" — \$7.95 enclosed (CA residents add 52c tax)
- "ADVANCED DREDGING TECHNIQUES" — \$7.95 enclosed (CA residents add 52c tax)
- "ADVANCED DREDGING TECHNIQUES" — Vol. 2 pt. 1 — \$7.95 enclosed (CA residents add 52c tax)
- "ADVANCED DREDGING TECHNIQUES" — Vol. 2 pt. 2 — \$7.95 enclosed (CA residents add 52c tax)

Print Name \_\_\_\_\_

Address \_\_\_\_\_

City \_\_\_\_\_ State \_\_\_\_\_ Zip \_\_\_\_\_

## Ghost Towns

Scattered all over the West are towns that didn't make it. Most were mining towns built during a boom and then abandoned when the ore ran out. Many are completely vacated, but there are increasing numbers where all-year residents have taken up quarters that cost nothing.

To find a ghost town, check out one of the many books on the subject from your local library. Then take a trip to see if it meets your qualifications. I've often envisioned a colony of writers and artists occupying and restoring one of the many Nevada ghosts. After all, if you don't have to do the 9-to-5 bit, you're free to live anywhere you wish. Access to a post office for in-and-out mail is really all you need. Another source of ghost towns is large lumber companies. They've often built a complete company town and then abandoned it when the timber was cut. Check with some of the big ones in Oregon, Washington and northern California. There are more ghost towns in Alaska and British Columbia, some right on the coast where fishing is great. Abandoned canneries are another possibility.

Many years ago, lumber tycoons built towns directly within a forested area. The workers lived full-time in these towns. Today, most are abandoned but still in livable shape. Prowl around timber country and talk to some of the old-timers. You may luck out as I did. I found a complete village called Whitmore Meadows and paid a total rental of seventy-five dollars for the entire town. Several friends moved into the houses and fixed them up. We had a lot of fun and it was a great learning experience too.

The same would apply to mining towns or ghost towns. I recall visiting Ballarat near the Panamint range and finding pensioners living quite well in the old miners' shacks. And not far from there, I discovered more old people enjoying an Indian-style life in sandstone caves. It was not as rugged as you might think, since most caves maintain a comfortable temperature all year round.

The last time I checked, you could move into any house in Hardman, Oregon since the town was deserted many years ago. There were a few people there living like live ghosts. Although I've never been there myself, I understand that Bodie, California and Silver City, Idaho are quite lively ghosts with a modest number of residents who are proud of their contribution to maintaining a part of history by keeping the old houses intact.



IF I HAD NO HOME AT THE MOMENT, I WOULD PROBABLY HITCH A RIDE TO OREGON OR NEVADA WHERE THERE ARE LOTS OF GHOST TOWNS AND PLENTY OF DESERTED MINERS SHACKS. I RECALL THE COMPLETE TOWN OF HARDMAN IN NORTHERN OREGON. HERE WERE HOUSES OF ALL SHAPES AND SIZES AND YOU HAD TO DO WAS MOVE IN. THAT'S WHAT LOTS OF PEOPLE HAVE BEEN DOING LATELY AND MANY FORMER GHOST TOWNS ARE MAKING A COME-BACK.

FOR EX-AMPLE, SILVER CITY IDAHO HAS BEEN REGAIN-ING PEOPLE STEADILY AS HAS MANY OLD TOWNS IN ARIZONA.

# A Compendium of Assorted Ideas

**Hay:** Baled hay was used as though it were a giant brick in the prairie country of America. Bales were stacked, poles driven through for integrity, and the outside and inside plastered with mortar. With this material you don't need any insulation!

**Scrap Wood:** Trimmings from dimension lumber can make lightweight bricks. Imagine several thousand 2 x 4s cut to about the same length. Instead of mortar you simply nail them together, staggering the pieces as though they were common brick. Covered with wire mesh and plaster, the walls are sturdy and highly insulative.

**Sod:** Sod is the term for earth held together by grass. Many early pioneer houses were built of this material using giant sections, some as long as three feet. Laid like bricks with the grass-side down. The walls need no mortar. Often roofed with the same material, but wood and shingles are better.

**Burlap Bags:** Filled with sand and cement, narrow burlap bags can be stacked like bricks, held together with rebar and then sprayed with water to set. A finish coat of gunite will give you a fireproof house at low cost. Wood or tile can complete the project on the roof.

**Telephone Poles:** Often these are free or cheap from the phone or utility companies. They can be notched like a log cabin or placed vertically like a stockade. Another use is as foundation poles for houses built on unlevel ground. Creosote will keep them from rotting.



Note the stairway to the right of this highly imaginative, sod-roofed home. Its counterparts appear in many areas of Southern California where cobblestones were piled and mortared together to make virtually indestructible houses. Stone houses are common worldwide, and the material is often free for the taking. Slipform construction is easy and quick, and requires no masonry knowledge to speak of.



MY INTENTION IS TO DO THE SAME THING THIS COMING SUMMER. I CAN'T THINK OF A MORE HEALTHY WAY TO SURPRISE A FEW 24 CARAT NUGGETS.

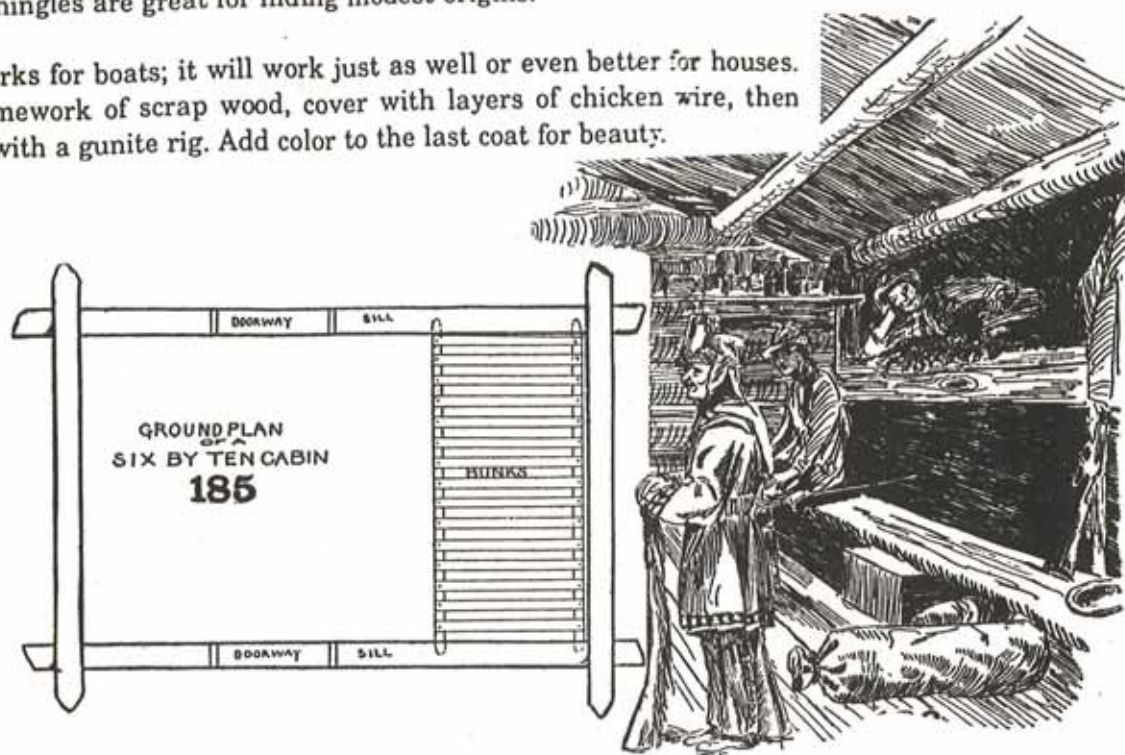
**Metal:** A round house was built from car tops—just one of the possibilities when you have a source of low-cost metal scrap. Think about those thousands of 55-gallon drums that often go to waste. One good use is as a floating platform for a houseboat.

**Windows:** As wood sash is replaced by aluminum nationwide, there are millions of old windows available cheap or free. I've seen houses built almost entirely from old windows, and they look great. Terrific for mild climates where drapes indoors would provide insulation and privacy. Fit them together like a giant jigsaw puzzle.

**Rubble:** There are millions of tons of broken concrete all over the landscape. This can be used for walls or fences. Let your imagination run with it. It's compatible with mortar and plaster, so there's no problem making it handsome again.

**Trailers as Core Houses:** A small trailer, especially one that is self-contained, makes a great starter for a bigger house. Eventually it can be completely surrounded so that no trace remains. Shingles are great for hiding modest origins.

**Ferro-cement:** It works for boats; it will work just as well or even better for houses. Make a simple framework of scrap wood, cover with layers of chicken wire, then plaster by hand or with a gunite rig. Add color to the last coat for beauty.



The lean-to and one-pen cabin plan.

## Homes from Throwaways

Ours is a society of instant obsolescence—cars that last a few months beyond their last payment, appliances that just barely make it past the warranty, and so on. In this milieu of waste, it's possible even to build a home from the materials that are tossed on landfill dumps. Short of getting a job at one, it seems practical to make some arrangement with the people in charge to save anything that might be usable in building.

There are many instances where an entire house was built with nothing more than the new and used material tossed out on a local dump. Often contractors will discard perfectly good material that is left over from a building project simply because they have no place to store it until the next construction job. Naturally, you would have to be creative to make use of all kinds of random materials, but, from my own experience in building, I found it fun. Much of what I used in building a small cabin in the Santa Monica mountains was recycled. By visiting other building sites after they were completed, I was able to load my truck with leftover sand, rock, damaged bricks, usable lengths of 2 x 4s and lots of valuable plywood.

The way to take advantage of this free material is to keep a sharp eye out wherever you go. Having an empty lot or large garage to store the finds would be necessary. Alternatively, you could start your house and build it as the material was acquired. Also, don't forget that city, county and state agencies often have huge quantities of materials that they sell at auction, by closed bid, or simply give away. Check with your local civic departments and also with nearby railroads, electric companies and other utilities. I recall a friend building an entire house from old railroad ties that he got for the labor of transporting them.

IF YOU MOVE  
BACK INTO  
THE WOODS,  
YOU CAN  
APPLY THE  
SKILLS OF  
A MOUNTAIN  
MAN AND  
BUILD A  
CLASSIC  
LOG CAB-  
IN



# How to LIVE in the WOODS on PENNIES a Day



GOOD OLD BRAD ANGIER REALLY DID IT...

HE SPLIT THE RAT RACE AND LEARNED HOW TO BE HIS OWN MAN, PIONEER-STYLE.

AND HE SHARES HIS HARD-WON KNOWLEDGE IN SUCH BOOKS AS THE ONE AT LEFT. YOU CAN OFTEN FIND COPIES OF BRAD'S BOOKS IN USED BOOK STORES.

I HAVE TRAVELED SOME OF THE ROADS, PHYSICALLY AND SPIRITUALLY THAT BRAD HAS TRAVELED AND CAN VOUCH FOR HIS AUTHENTICITY. MOST RECENTLY I DID SOME BOATING IN THE PUGET SOUND/GEORGIA STRAIT AREA BETWEEN THE U.S. AND CANADA AND I CAN ATTEST THAT THERE IS LOTS OF OPEN COUNTRY READY FOR YOU TO ENJOY.

## TAKE TO THE WOODS?

Carving out a life in the north woods for the good life (or even on a rawhide)  
**BRADFORD ANGIER**

"I went to the woods because I wished to live deliberately, to front only the essential facts of life, and see if I could not learn what it had to teach; and not, when I came to die discover that I had not lived."

Thoreau

TOO MANY OF US ARE WORKING HARDER THAN WE WANT, AT things we don't like to do. Why? In order to afford the sort of existence we don't care to live. How about you? Would you rather go where meat is free for the hunting, fish for the catching, wild vegetables and fruits for the picking, and a home for the fun of building?

Throughout Alaska and northern Canada you will find bargain paradises where a small nest egg will spin out for years. Here you can own the log cabin of your dreams outright without any waiting, get a horse or boat if you want, and settle down to some unforgettable living at a cost of only pennies a day.

Live like a king on a pittance in this day and age? Having been doing just this with my wife for years, I'll tell you exactly how to out-Boone Daniel. How you can sit down to free steaks, roasts, and stews every day of the year. About a free wild fruit that grows everywhere, whose pleasant juice is up to twenty-four times richer in vital Vitamin C than even oranges. How to get a year's supply of pure white shortening for nothing, even how to use some of it to make your own soap.

# Findhorn

Findhorn is a commune in Northern Scotland well known for its gardens. Findhorn took its name from the small fishing village on the shores of the North Sea where, fourteen years ago, three jobless adults and three children found themselves living together in a bus.

Out of necessity, Peter and Eileen Cuddy and their friend Dorothy McLean started a garden in this cold, hostile environment. Scottish winters are harsh, the growing season constantly threatened by frost, the soil primarily sandy, and the winds constant and piercing. The odds against creating a successful garden seemed overwhelming.

But Eileen Cuddy received a spiritual message which restored the group's faith in the rightness of their situation. The message affirmed the reality of man's awakening consciousness, and the beauty and divinity of all things. "Rejoice in what you are!"

As the garden started to take hold, Dorothy would sit and meditate among the plants. In these quiet moments, she came in contact with the divin- as, the light being of a plant. The contact was not so much heard as a voice but rather came to her with a heightened awareness and feeling which she then put into words.

Dorothy received her first contact from the pea diva. During these first contacts, the spirits were aloof and impersonal but when Dorothy, Eileen, and Peter followed the plants' instructions, they became excited and warm.

It was a breakthrough in communication, a sensitive and cooperative spirit seemingly lost to man during our highly industrial age.

Dorothy received very specific information from the Divis-

hes. Peter started compost to add nutrients to the soil. Windbreaks were built to keep the topsoil from blowing away and to protect the plants from the biting winds. Every action involving the garden was performed with Attention and Love.

Dorothy, Eileen and Peter were totally absorbed in bringing energy into the garden in a spirit of cooperation with the natural world. The garden flourished. The results were so miraculous, in fact, that people were attracted from great distances to view the garden.

One of the most important visitors to be attracted to Findhorn was R.O. Gilly "Roc" Crombie, a noted scholar, scientist, musician, on to a spiritual path. He began to see elementals (elves) during his walks through the Edinburg gardens.

The divinas are like the architects of plants, but the elementals, or native spirits, are the life force of a plant. Roc was drawn to Findhorn. He became the representative of the nature kingdom, as Dorothy was of the Divic kingdom; both aiding the task of cooperation between the garden spirits and the human spirits.

Meanwhile, Dorothy, Eileen and Peter were becoming aware of the law of manifestation; everything you need will be manifested for you.

Eileen received a vision to build a community center and kitchen, large enough to hold and feed 150 people. They were still very poor but help arrived. They had to rely on fate.

One hundred and fifty and more people have arrived since that time. Findhorn has developed into a spiritually-based commune. Work is love made visible, bring spirit and energy into everything. 72

Findhorn, now a well organized community, has a grocery store, an arts and crafts building for candle making, pottery, and weaving, a publishing house, a bookstore, and guest trailers. But the heart of the community is the sanctuary where every evening people gather for fifteen minutes of meditation and then reading. There is no set form for the meetings. Everyone has their turn speaking and reading short inspirational pieces.

There is organization to the working community. The "core group: is the main governing body. They make policy decisions. The activities are divided up into departments, with each department having its own "focalizer" who makes policy.

There are many seminars and workshops...much music and creativity. There are four festivals per year, coinciding with the equinoxes and soltices. Many new rituals are being developed.

Findhorn residents are of many different ages, but everyone has a part in the community. Every Sunday is a day of rest and/or play.

One of the secrets of success at Findhorn is people standing together, holding hands, harmonizing energy and focusing before every meal, job or discussion. The inhabitants of Findhorn are working together in the spirit of cooperation and love with nature, which is god-manifested; ushering in and revealing the birth of the New Age.

#### BOOKS ON FINDHORN:

Books published by the Findhorn Foundation, available from The Bookshop, Findhorn Foundation, The Park, Findhorn Bay, Forres, Moray, Scotland:

Revelation; The Birth of a

New Age, David Spangler, 142 pages, \$3.95.

Link with Space, David Spangler, 24 pages, 50 ¢.

Man, Nature, and the New Age, David Spangler, 64 pages, \$1.50.

God Spoke to Me, Elixir, 120 pages, \$3.95.

Wisdoms, Divina, 60 pages, \$1.95.

The Living Silence, Divina, 104 pages, \$2.50.

(Lecture Cassette tapes also available.)

#### Other books:

The Magic of Findhorn, Paul Hawkin.

Findhorn; The Good News, Rowena Pattee.

The Findhorn Foodbook, Barbara Friedlander.

The Findhorn Garden, The Findhorn Foundation, Harper and Row.

Workshop Co-ordinator:  
Eleanor McCallie

Workshop Scribe:  
Nancy Koke



## Class K Housing

Mendocino County, California was once the scene of a pitched battle between the advocates of orthodox architecture and a large group of free spirits. The latter fervently believed that, as long as there was no harm done to anyone, property owners should be allowed to build their own homes without bureaucratic interference. The battle reached a crisis when the county building-inspection department threatened to bulldoze down "illegal" structures as defined in their code books. Cooler heads prevailed, and the matter was referred to the governor's office.

A compromise was worked out that prevails to this day. A landowner can build a house of his own design without having to comply with many of the requirements of a conventional home. For example, the home need not be wired for electricity or have a central heating system. Instead, kerosene lamps may be used along with a fireplace for heat. In short, people can build to suit their own needs and do not have to spend a lot of money and time on things they can do without.

This change in the law offers lots of opportunities and not just in Mendocino County. If it was possible to invoke freedom of choice there, then it's possible to do the same in your area. Thus, if restrictive legislation is preventing you from building what you want on your own land, take heart from the united stand people of Mendocino; if they could do it, you can, also.

IF YOU EVER HAVE  
AND PROBLEMS  
BUILDING A PLACE  
OF YOUR OWN, JUST  
TELL THE PESKY  
BUREAUCRAT THAT  
IT'S A CLASS K  
DWELLING. IT IS  
THE BEST PROTEC-  
TION FOR AN OWN-  
ER-BUILDER THAT  
EXISTS.

## Colorado River Squatters

After World War II, many vets wanted a quiet, serene rural setting to get their heads together. A number of them parked old trailers alongside the Colorado River near what is now Parker, Arizona. When they needed more space, they added a screened porch. For income, they nailed together a pop-and-hot-dog stand to provide snacks for an increasing number of riverside visitors. As the years flowed along, these trailer homes became more substantial, and pop stands became full-blown restaurants. The owners of these enterprising businesses were really squatters in every sense of the term and thought that their tenure would go on indefinitely.

Enter the villains! Bureaucrats love to make their living from people who really have to work. So along came the license people, health department inspectors and tax collectors. They descended on the river squatters like a plague of horrible locusts. At first it was a nickle-and-dime operation which the entrepreneurs were willing to satisfy. But before long, government edicts demanding that they vacate were delivered. The squatters, being ex-combat soldiers and sailors, decided to fight for what they felt were their rights. They had settled the land, made it prosperous, had furnished useful services to their fellow citizens, and felt they had a strong proprietary interest in their riverside locations. I'll make a long story short by saying that after several bitter battles, the squatters won and now have full title to their land.

You can see why it's important to tell this story, because it lends credibility to my contention that squatting is an honorable and noble way to acquire a little elbow room on this planet.

## Back to the Land

I am all for it, but remember this, *many rural areas are unlivable* because they lack much of what makes life interesting and informative. There are good reasons why vast regions of America are still the way the Indians left them. So before you listen to a lot of hype about living off the land, go out and live in the boondocks in a tent, RV, or whatever. Enjoy the solitude, the fresh air, the chance to live like a human being, but before you make any permanent commitments, spend enough time to know that you'll last more than one winter. Take it from one who tried the isolation of a small ranch in the Mother Lode and found that cultural exchanges were more important than that backyard pine tree; that being close to a really fine library meant more than utter silence as snowflakes descended. It's all part of the paradox of "city mouse/country mouse," and you should try both before buying that wilderness spread.

MY OWN SOLUTION  
TO THIS CITY  
MOUSE/COUNTRY  
MOUSE DILEMMA  
IS TO SPEND  
PART OF THE  
YEAR IN EACH  
AREA. IT  
MAKES FOR A  
EASY-GOING  
BALANCE IN  
ONE'S LIFE. 74

Fortunately, there are lots of books on alternative lifestyles. They are available from such publishers as Loompanics, PO 1197, Port Townsend WA 98368 some of whose selections are shown on the next two pages. Also try Eden Press, PO 8410, Fountain Valley, Ca. 92708 and Bellwether Press, 321 Hampton Drive, Venice, CA 90291. Another good source of unusual books by mail is Instant Improvement, Inc., 1160 Park Ave NY 10128.



### THE SURVIVAL HOME MANUAL

By Joel M. Skousen

Formerly sold in 3 volumes as the "Self-Sufficiency Education Series", everything you ever wanted to know about planning, remodeling, or building a survival home is now available in one volume! **What will THE SURVIVAL HOME MANUAL do for you?**

*First*, it will teach you exactly how to "survivalize" your present home. It will tell you what remodeling you might need, how to drastically cut your heating bills with multi-fuel heating equipment, and other construction and security techniques.

*Second*, if you wish to build an entirely new survival home, THE SURVIVAL HOME MANUAL will take you through the complete design process — from site selection to finished drawings, covering every practical piece of survival equipment and facility.

*But that is only the beginning.* THE SURVIVAL HOME MANUAL is professionally illustrated, covering every conceivable topic in survival home planning. Here are just a few of the areas covered in detail:

- Survival ratings of areas in the US and Canada — where is the best place to live if economic troubles or social unrest continue?
- The best survival home appliances — a "consumer's guide" to dishwashers, sewing machines, water purifiers, ranges, ovens, wheat grinders, and more
- The best in cars, trucks, motorcycles, and airplanes for survival situations
- Wood stoves — how to find a truly efficient stove, not just an antique
- Best recommendations for wind and water power generation equipment
- Security systems and equipment that really protect you from all threats
- Survival plumbing and electrical systems
- Fallout shelters and protection against nuclear hazards
- Semi-subterranean home designs
- Tips on contracting and building codes
- A complete list of items that you should stockpile in your survival home
- And much more!

Author Joel M. Skousen is the head architect of Survival Homes, the world's only architectural and engineering firm dedicated *exclusively* to the design of survival residences, retreats, and related equipment. Remember, your home is your single greatest investment. Invest a few dollars in knowledge that will make your home worthwhile in a crisis — *when you really need it to function as a shelter.*

1982, 7 1/2 x 9 1/2, 426 pp, profusely illustrated, hard cover.

THE SURVIVAL HOME MANUAL: \$15.00  
(ORDER NUMBER 14013)

### SURVIVAL BARTERING

by Duncan Long

If our shaky money system collapses, you may need barter to keep your family and business operating. Duncan Long has written a fine book on bartering, with emphasis on survival situations, how you can get started now, and how to profit from barter even if there is never a monetary crisis.

Topics covered include:

- How barter can give you the edge you need to survive
- Barter and self-reliance
- The three forms of barter — when and how they are used
- How to get good deals by bartering
- Living in a barter community
- Stockpiling items for future barter — what to store and how & where to store it
- Protecting yourself against criminals and rip-off artists
- And much more, including sources for more information on barter and survival

*Survival Bartering* tells you what you *need* to know to survive if the banking system collapses, and more than that, how you can benefit from barter *now*. Highly recommended for anyone interested in survival and the underground economy.

1986, 5 1/2 x 8 1/2, 56 pp, soft cover.

SURVIVAL BARTERING: \$6.95  
(ORDER NUMBER 13063)



### OUTDOOR SURVIVAL SKILLS

By Larry Dean Olsen

The author has for several years conducted classes in outdoor survival at Brigham Young University. His book **OUTDOOR SURVIVAL SKILLS**, is widely recognized as the finest book of its kind.

This is not a book on "camping out" — it is a book for when you are lost or stranded in the wilderness with nothing but the shirt on your back. Contents include: philosophy of a caveman; shelter; fire; water; plants; animals; making tools and weapons from stone; making tools and weapons from animal skins and bones; construction of bows and arrows; a color section on edible plants; and much more.

1973, 6 x 9, 188 pp, well illustrated, soft cover.

OUTDOOR SURVIVAL SKILLS: \$9.95  
(ORDER NUMBER 11034)



## HOW TO SURVIVE & PROSPER IN THE NEXT AMERICAN DEPRESSION, WAR OR REVOLUTION

A DEPRESSION IS ON THE WAY! Thanks to printing-press inflation and the continuing decline of the dollar, many people now sense a coming disaster. In the next few years, their growing fear may well turn to panic as a sudden financial collapse triggers the unavoidable slide into depression.

As the economy changes, people will have to operate under different rules. Security will mean adaptability. There will be new rules for survival.

Most people, however, are tied to their jobs and paychecks — the first things to go in a depression. In the Great Depression unemployment reached 40%. Many people lost everything! They lost out because they didn't understand the new situation. They also let fear and despair replace common sense.

What these new rules will be and how they can be made to work for you are detailed in this amazing new book. This unique book is not concerned with politics or how the U.S. might avoid economic collapse. It is purely a selfish book. It teaches you the art of personal survival, and how to capitalize on the disaster.

It shows you how to get off a sinking ship into a yacht (not a lifeboat), and how to sell space to those who can pay. In the unstable times ahead, your first duty will be to yourself and loved ones. First you survive, then you prosper.

In plain, simple English *How To Survive And Prosper* will prepare you to come out on top all the way. No matter which way the economy goes, you can be prepared. So do yourself a once-in-a-lifetime favor — prepare NOW!

In all, 510 pages of vital, PROFITABLE information. Here are hundreds of practical facts you will need in the uncertain years ahead. You will be able to survive AND prosper because you will be prepared! Let this great book show you how!

1978, 5 1/4 x 8 1/4, 510 pp, soft cover.

HOW TO SURVIVE & PROSPER: \$14.95  
(ORDER NUMBER 11010)

## U.S. ARMY SURVIVAL MANUAL (FM 21-76)

An excellent addition to your survival library! This exact reproduction of US Army Field Manual 21-76 teaches development of survival skills in any terrain, from arctic or desert to jungle and ocean environments. Map reading and navigation, camouflage, woodcraft, first aid, outdoor improvisation techniques, and much more are covered in depth. This book is designed to bring men back alive. Complete with many charts, diagrams, and illustrations.

1970, 5 1/4 x 8 1/4, 266 pp, Illustrated, Indexed, soft cover.

U.S. ARMY SURVIVAL MANUAL: \$12.00

(ORDER NUMBER 11072)

## CHECKLIST FOR SURVIVAL

by Tony & Jo Anne Lesce

Few of us can afford a 10,000 acre retreat in the Rockies or a private arsenal that would arm an entire Palace Guard. Yet a lot of so-called "survival" advice being offered today calls for that kind of expenditure. The average American who is trying to support a wife and kids on a budget has been largely ignored. Now, Tony and Jo Anne Lesce have filled the void with a book which gives the reader a number of scenarios for potential survival situations and a checklist of supplies and preparations to rate his or her own survival potential. Also included are questions to stimulate the reader's ability to analyze a potential survival situation and how they would handle it before such action might be a matter of life or death.

Chapters include: • Survival Scenarios • Early Warning Signs • Myths About Survival • Investment For Survival: A Dead End • Detailed Planning For Survival • Joining A Group • Your Emergency Food Supply • Weapons For Survival • Medical Care For Survival • A Nomadic Existence • The Survival Economy • Foraging For Survival • Books For Survival • And much, much more. If you find yourself lacking in more than a handful of these areas, you had better order *Checklist For Survival* right now!

1980, 5 1/4 x 8 1/4, 174 pp, Illustrated, soft cover.

CHECKLIST FOR SURVIVAL: \$8.00

(ORDER NUMBER 11050)

THE HOLY TERRA CHURCH, WHICH PRODUCED THIS BOOKLET FOR THE HOMELESS AND OTHERS SOON TO BE HOMELESS, DERIVES SOME OF ITS OPERATING EXPENSES FROM THE SALE OF BOOKS. THOSE DESCRIBED BELOW ARE EXAMPLES OF SOME NOW CURRENTLY AVAILABLE. IF YOU WISH A COMPLETE CATALOG AND FURTHER INFORMATION ABOUT THE HOLY TERRA CHURCH, WRITE TO HOLY TERRA CHURCH PO 832 SOQUEL CALIF. 95073. JOY THRU ACTION!

EAT WELL ON A DOLLAR A DAY ORIGINALLY PUBLISHED BY CHRONICLE BOOKS, SF.  
THESE ARE BRAND NEW BOOKS AND ONLY A FEW LEFT. \$10.00

PRIVACY, BY EDEN PRESS. IN PRINT SINCE 1975. A DEFINITIVE GUIDE 15.00

WE NEVER WENT TO THE MOON, DESERT PUBLICATIONS. THIS IS THE LATEST EDITION. 10.00

HOW TO LIVE IN THE NEW AMERICA, PRENTICE HALL. ALL ABOUT ESCAPING THE RAT RACE 10.00

GREAT HOT SPRINGS OF THE WEST, LATEST EDITION BY CAPRA 10.00

GREAT HIDEOUTS OF THE WEST, BY LOOMPANICS, LATEST EDITION 10.00

HOW TO MAKE A LIVING IN THE COUNTRY BOTH FOR 10.00

HOW TO MAKE A LIVING IN THE CITY

ALL BOOKS ARE NEW, SENT POSTPAID AND MONEY BACK IF YOU ARE NOT ENTIRELY SATISFIED. WRITE HOLY TERRA BOOKS, P.O. 832 SOQUEL CA 95073 76

IF YOU HAVE NO HOME, I HIGHLY RECOMMEND THE "CARETAKERS GAZETTE" WHICH LISTS MANY OPPORTUNITIES TO LIVE IN AN OUTLYING REGION AND IN SOME INSTANCES EITHER SHARE IN THE WORK OR BE PAID A SMALL SALARY. THIS WOULD BE A GREAT OPPORTUNITY FOR A COUPLE OR FAMILY. ALTERNATIVELY, CHECK THE CLASSIFIED ADS OF RURAL NEWSPAPERS IN AREAS IN WHICH YOU WOULD LIKE TO LIVE.




The Caretaker Gazette  
P. O. Box 342  
Carpentersville, IL 60110

Enclose a dollar or so to cover their postage and tell them that Wild Bill sent you.

By far the most numerous and most flagrant violations of personal liberty and individual rights are performed by governments . . . The major crimes throughout history, the ones executed on the largest scale, have been committed not by individuals or bands of individuals but by governments, as a deliberate policy of those governments - that is, by the official representatives of governments, acting in their official capacity.

*John Hospers*



IS HOMELESSNESS A RESULT OF GOVERNMENT PLANNING??

Is it conceivable that people have no homes because of a master plan generated by forces unseen? Yes, is the answer according a remarkable document titled  
SILENT WEAPONS  
FOR QUIET WARS  
TECHNICAL MANUAL  
TM SW 7905.1  
Send \$2. for a summary of this stunning report.

Open Your Mind

It's true...once you discard the linear thinking that keeps most people land bound, another water world opens up. Here are some examples from real life.

Many older Americans have special problems. No longer able to work, they must depend on small pensions. Housing is a particularly acute and critical area, since older people cannot get around as handily as the young. Often they have no means of private transportation. Finally, boredom is an ever-present menace, since living in an urban area offers limited free entertainment and recreation.

Solving most of the above problems are the people I met at a small backwater harbor near San Francisco. They managed to acquire old yachts too far gone for sea— WWII landing craft remodeled to contain living quarters, and trailers on pontoons and ancient barges. This motley armada was once clustered together in a Hong Kong hodgepodge until a bond issue created a modest marina. Now they have utilities, slips with walkways and parking. Along the shore many have planted small gardens, and a flock of ducks has come to stay.

It wasn't easy to bring this about; at one point the city authorities threatened to clear them out. But a resolute woman brandishing a shotgun persuaded them that there were alternatives, and thus the new China Basin livaboard marina was born.

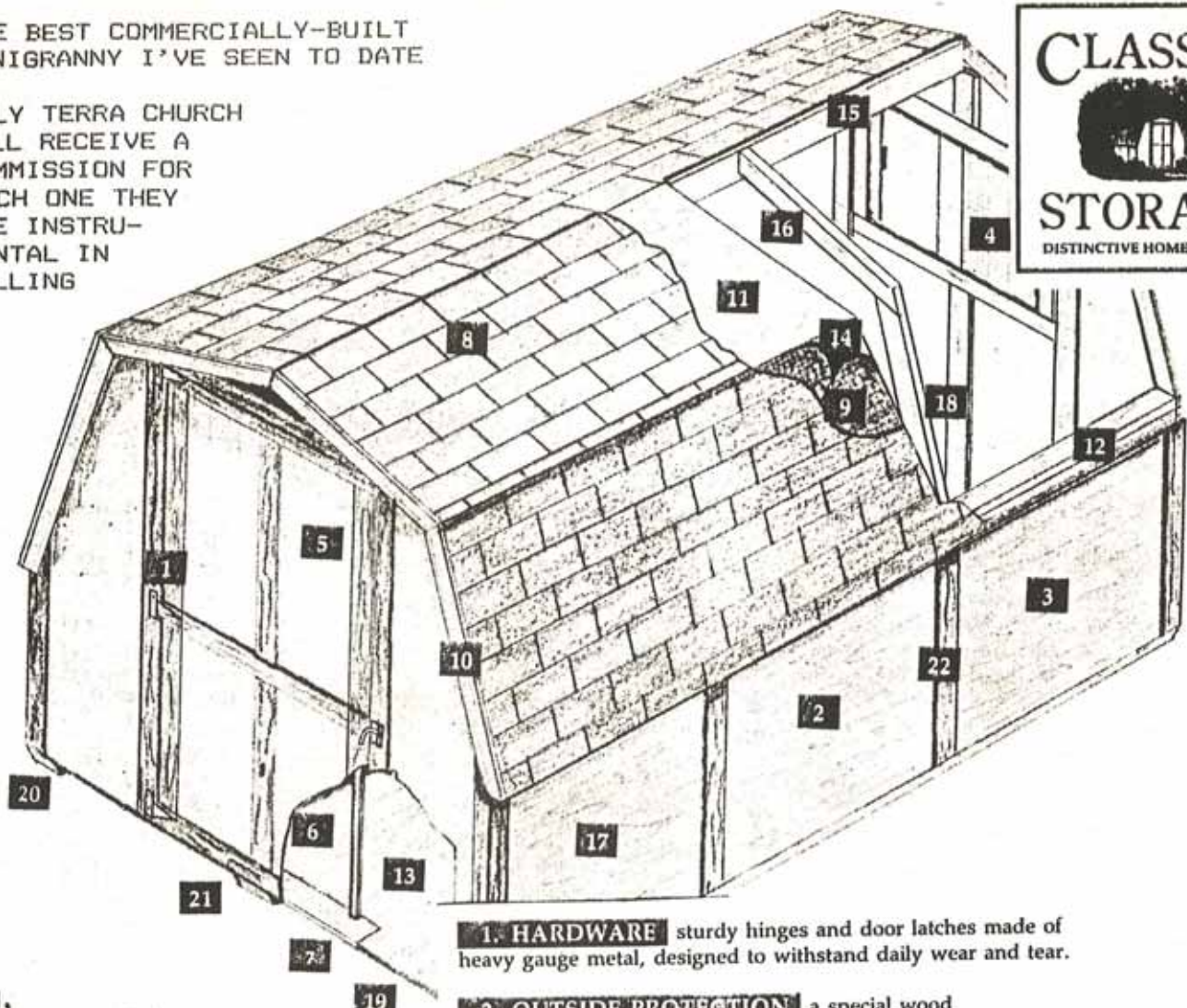
Not too far away is the houseboat community called Gate Five near Sausalito. Here the residents are mostly young people who have opted for the free life afloat. Again it hasn't been all water lilies. They have often had to fight to keep their boats in place. At the present time there's a Mexican standoff with each side learning to compromise.

HOLY TERRA SOCIAL AND POLITICAL RESEARCH TEAM  
PO 832 SOQUEL CA 95073

(We will include a list of similar otherwise unobtainable publications.

THE BEST COMMERCIALY-BUILT  
MINIGRANNY I'VE SEEN TO DATE

HOLY TERRA CHURCH  
WILL RECEIVE A  
COMMISSION FOR  
EACH ONE THEY  
ARE INSTRU-  
MENTAL IN  
SELLING



THEN,  
THE MONEY WILL  
BE USED TO BUY THESE  
AND OTHER UNITS TO HOUSE  
THE HOMELESS IN EVERY STATE

**FEATURES**

- Fast & free\* delivery
- Custom built on location or pre-built and delivered
- No special foundation required
- All workmanship and materials guaranteed
- Architecturally designed and copywritten plans
- Completely insured, registered, and licensed
- All standard or better grade materials utilized

...r exceeds State Builders  
...ation guidelines

**1. HARDWARE** sturdy hinges and door latches made of heavy gauge metal, designed to withstand daily wear and tear.

**2. OUTSIDE PROTECTION** a special wood protective finish highlights the natural wood, protecting the exterior from moisture. (Not required when building is painted.)

**3. PAINT** premium, self priming paint is used. Highlights are added by a second color.

**4. WINDOWS** convenient, 3'x2' sliding, screened windows.

**5. FUNCTIONAL DOOR** 40'x82' door allows easy access for large lawn and garden tools.

**6. REINFORCED DOOR** a steel brace along door's edge eliminates warpage. Door trim adds strength, durability and longevity.

**7. THRESHOLD GUARD** durable metal plate threshold, protects against heavy traffic and provides additional protection from animal infestation.

**8. ASPHALT SHINGLES** self-sealing shingles, guaranteed for 20 years, available in colors, enhance surroundings.

THESE UNITS CAN BE READILY MODIFIED TO PROVIDE ADEQUATE SHELTER BY ADDING WINDOWS AND OTHER AMENITIES.

IF YOU WISH TO HAVE A BROCHURE, WRITE HOLY TERRA CHURCH PO 832, SOQUEL CA. 95073

JOE AND KAY PETERSON ARE RESOLUTE TRAILER TRAMPS HAVING GIVEN UP THE RAT RACE SOME TWENTY YEARS AGO. THEIR BOOKS ARE THE BEST I HAVE EVER READ AND I SUGGEST YOU WRITE THEM FOR A COMPLETE LIST. HERE ARE THE CONTENTS PAGES FROM TWO OF THEIR BOOKS, THE ENCYCLOPEDIA FOR RV'ERS AND HOME IS WHERE YOU PARK IT IN THAT ORDER. ONCE YOU READ THEIR BOOKS, YOU WILL HAVE NO FEAR OF LIVING ON WHEELS...THEY TELL IT LIKE IT REALLY IS AND PROVIDE YOU WITH ALL THE INFORMATION YOU'LL EVER NEED. WRITE ROVING PRESS, RT 5, LIVINGSTON TX 77351. ANOTHER VALUABLE BOOK IS THE LAST FRONTIERS ON EARTH, STRANGE PLACES WHERE YOU CAN LIVE FREE BY JON FISHER. AVAILABLE FROM LOOMPANICS PO 1197, PORT TOWNSEND WA 98368. THEIR COMPLETE CATALOG IS \$2.

**1** *The Itch to Wander*

The dream to travel. Should you wait until you retire? How and why we became full-timers.

**2** *Twentieth-Century Nomads*

Why people become nomads. The birth of the travel trailer. The beginning of the RV industry. A new life-style emerges.

**3** *The Price of a Dream*

Differences in life-styles among full-time trailerists. Comparing expenses of house dwellers and full-time nomads. The cost of RV travel.

**4** *Finding a Magic Carpet*

Comparing trailers and motor homes. The fifth-wheel trailer. Conventional-style trailers. The case for a used trailer. How to select the right type, size, and model of RV. Checklist of items to consider before buying. Hitches, sway controls, and other towing equipment.

**5** *Moving into a Box on Wheels*

Sorting out priorities. Storing valuables. Parting with treasures. Finding room for everything. Starting a new life adventure.

Part I Reports and Tips

Engine Equipment and Maintenance:

- Transmission and Engine Overheating
- Automatic Transmission Maintenance
- Jumper Cables
- Cylinder Compression test
- Engine Tips

RV Equipment and Maintenance:

- How An Absorption Refrigerator Works
- Trouble Shooting Reefer Malfunction
- Helping Your RV Refrigerator
- Care Of RV Awning
- RV Roof Maintenance
- Waste Disposal System
- How To Clean Fresh Water System
- The RV Water System
- Air Conditioner Maintenance
- Replacing Your RV Carpet
- RV Battery
- Hints on Electrical Trouble Shooting
- RV Lighting

- Quartz-Halogen Lamps
- Dealing With Condensation
- Money Matters
- How Much Does It Cost To Full-Time?
- Getting Cash As You Travel
- Automatic Teller Machines
- Credit Cards
- Selecting A Bank
- Paying Bills By Telephone
- Renting or Buying a Used RV
- Mail On The Road
- Getting Your Mail On The Road
- Mail Forwarding Services
- Giving Proper Forwarding Instructions
- Ordering Goods By Mail/Phone
- Hints On Ordering By Mail/Telephone

**TABLE OF CONTENTS**

Introduction .....

**Part I - LIVE IN THE POLAR REGIONS**

1. Live in Antarctica .....

2. Live on the Arctic icecap .....

3. Live on a floating iceberg .....

4. Live on a sub-Antarctic island .....

**Part II - LIVE ON THE OCEAN**

5. Live on a floating platform on the ocean .....

6. Live on a boat .....

7. Live on a deserted island .....

8. Live in an underwater habitat .....

9. Live on a submarine .....

**Part III - LIVE AS A NOMAD**

10. Live as a walking nomad .....

11. Live as a bicycle nomad .....

12. Live as a canoe nomad .....

13. Live as a horse nomad .....

14. Live as a motorcycle nomad .....

15. Live in a camper or motor home .....

16. Live in an airship .....

**Part IV - LIVE IN OTHER UNUSUAL PLACES**

17. Live in a secret cellar .....

18. Live in a ghost town .....

19. Live in a cavern .....

20. Live in a desert .....

SHELTER WITHOUT MONEY...

### A REPRISE

NO HOME, NO MONEY. THEN TRADE YOUR TIME AND SKILLS FOR SHELTER AT THE NEAREST MOTEL, HOTEL OR OTHER LODGING FACILITY. YOU SIMPLY ASK IF YOU CAN PERFORM VARIOUS TASKS FROM CLEANING ROOMS TO EXTERIOR PAINTING. THERE'S ALWAYS SOME MAINTENANCE WORK TO BE DONE SO YOUR CHANCES OF GETTING A NIGHT'S LODGING ARE GOOD.

ANOTHER POSSIBILITY IS THE LOCAL HOSPITAL. THEY COULD OFFER THE USE OF UNUSED ROOMS IN EXCHANGE FOR VARIOUS HOSPITAL TASKS. NURSING OR CONVALESCENT HOMES ARE OFTEN IN NEED OF PEOPLE TO HELP OUT ON A TEMPORARY AND/OR PARTIME BASIS.

IN SUMMARY, TRY PLACES WHICH HAVE ROOMS READY TO OCCUPY. HERE ARE SOME OTHER POSSIBILITIES:

- \* FISHING BOATS. THEY CAN OFTEN USE AN EXTRA HAND. YOU WORK IN EXCHANGE FOR A BERTH, FOOD AND A PERCENTAGE OF THE CATCH. JUST VISIT ANY HARBOR AND ASK AROUND. FISHERMEN ARE ACCUSTOMED TO HARD TIMES IN THEIR LIVES SO THEY ARE USUALLY SYMPATHETIC TO THE PROBLEMS OF THE HOMELESS. MY FIRST REAL JOB WAS ON A 40-FOOT FISHING BOAT WHERE I RECEIVED ROOM AND BOARD PLUS FIVE DOLLARS A WEEK WHEN THE CAPTAIN HAD IT. (CA 1940)
- \* FARMS AND RANCHES. THESE PEOPLE ARE USUALLY SYMPATHETIC AND OFTEN HAVE A BARN FULL OF HAY WHICH MAKES A NICE BED. YOU WORK IN EXCHANGE FOR YOUR SHELTER. THIS IS COMMON IN PICKING SEASON AND PROMISES SOME INCOME IN ADDITION TO YOUR FREE ROOF.
- \* LUMBER CAMPS AND RAILROAD WORK CREWS. THESE OFTEN NEED HELP AND WILL PROVIDE YOUR ROOM AND BOARD PLUS A SALARY. I ONCE WORKED AT A LUMBER MILL AND WAS GIVEN A ROOM, MEALS AND A CHARGE ACCOUNT AT THE COMPANY STORE IMMEDIATELY. THESE WERE DEDUCTED FROM MY PAY AT THE END OF THE WEEK. HEALTHY, OUTDOOR WORK AND I MET SOME GOOD PEOPLE.
- \* HOME CARE. LOOK IN THE YELLOW PAGES OF YOUR PHONE BOOK UNDER NURSING FOR PLACES WHICH PROVIDE HOME CARE OF THE AGED OR INFIRM. THEY OFFER JOBS WHICH PROVIDE YOUR ROOM AND BOARD PLUS A SALARY TO TAKE CARE OF HANDICAPPED PEOPLE. YOU'LL REALIZE YOU ARE NOT SO BAD OFF WHEN YOU MEET THOSE WHO CANNOT GET ABOUT ON THEIR OWN.
- \* COOPERATION. IN THE GREAT DEPRESSION OF THE THIRTIES, PEOPLE JOINED FORCES, POOLED THEIR LIMITED FUNDS AND RENTED SPACE AS A GROUP. AS ONE VETERAN OF THIS ERA SAID....  

"IT WAS HARD TO LIVE ON 50 CENTS A DAY BUT WHEN YOU JOINED WITH FOUR OR FIVE OTHERS, IT WAS EASY."  
THIS WORKS WELL IN THE FOOD DEPARTMENT ALSO.
- \* CHURCHES OFTEN PROVIDE FREE SHELTER ESPECIALLY IN WINTER. IN SANTA CRUZ, CALIFORNIA, DR. PAUL LEE AND HIS FRIENDS HAVE ORGANIZED THE CHURCHES OF THAT CITY TO PROVIDE FREE SHELTER FOR ALL HOMELESS. THIS COULD BE DONE IN ANY COMMUNITY BY CONCERNED PEOPLE WITH THE HELP OF CHURCH LEADERS.
- \* ADS. RUN AN ADD IN RENTALS WANTED OFFERING TO FIX UP PLACES IN EXCHANGE FOR THEIR USE. A GROUP IN SANTA CRUZ RECEIVED THE USE OF A THREE BEDROOM VICTORIAN HOME IN EXCHANGE FOR LABOR IN REFURBISHING IT.
- \* CHECK THE LOCAL SOCIAL SERVICES AGENCIES. THEIR JOB IS TO HELP YOU SLEEP INDOORS.

IN SUMMARY, THERE ARE LOTS OF ROOFS AROUND...IT IS JUST A MATTER OF USING YOUR IMAGINATION AND INNOVATIVE POWERS TO FIND THEM.